

COMPETITION JURY

TECHNICAL DELEGATE	TSCHAGER Robin	(ITA)
CHIEF OF RACE	DORSS Dinars	(LAT)
REFEREE	BICKULTS Arturas	(LTU)
START REFEREE	PRANCANS Raivis	(LAT)
FINISH REFEREE	CIVCS Kaspars	(LAT)

WEATHER

CONDITIONS	Sunny
SNOW	Hard
AIR TEMPERATURE	START : -4.0 °C
	FINISH : -4.0 °C

Run 1

COURSESETTER	KUNC Mitja	(USA)
FORERUNNERS	- A - PRANCANS Pauls	(LAT)
COURSE	Aloch	
START	1670 m	
FINISH	1355 m	
DROP	315 m	
HOMOLOGATION	13906/12/20	
GATES	64	
DIRECTIONS	62	
STARTING TIME	9:50	

Run 2

COURSESETTER	SORIO Sascha	(GBR)
FORERUNNERS	- A - PRANCANS Pauls	(LAT)
COURSE	Aloch	
START	1670 m	
FINISH	1355 m	
DROP	315 m	
HOMOLOGATION	13905/12/20	
GATES	66	
DIRECTIONS	22	
STARTING TIME	12:10	

LIST n°1422 APPLIED PENALTY: 25.31 CALCULATED PENALTY: 25.31

F = 730

Number of competitors: 65, Number of NSA: 25

Rank	Bib	FIS ID	Nation	Name	Year	Run 1 (Rank)	Run 2 (Rank)	Time	Gap	Points
------	-----	--------	--------	------	------	--------------	--------------	------	-----	--------

LADIES' SLALOM OFFICIAL RESULTS

1	2	665009		SHKANOVA Maria	1989	56.16 (1)	56.07 (6)	1:52.23		25.31
2	1	405172		WESTHOFF Bianca Bakke	2000	56.86 (5)	56.39 (11)	1:53.25	1.02	31.94
3	24	426361		THORESEN Anine	2001	57.77 (11)	55.68 (2)	1:53.45	1.22	33.25
4	12	486117		GIRINA Vitalina	2001	57.18 (7)	56.31 (8)	1:53.49	1.26	33.51
5	5	6295217		VIVIANI Serena	1999	57.20 (8)	56.38 (10)	1:53.58	1.35	34.09
6	14	565488		TOMSIK Nika	2000	57.55 (10)	56.06 (4)	1:53.61	1.38	34.29
7	21	6295885		BELFROND Annette	2002	56.79 (4)	56.96 (20)	1:53.75	1.52	35.20
8	13	56526		HERZ Celina	2000	57.45 (9)	56.31 (8)	1:53.76	1.53	35.26
9	3	516553		CHRISTEN Eliane	1999	56.64 (3)	57.15 (23)	1:53.79	1.56	35.46
10	20	565501		OPLOTHNIK Anja	2002	57.81 (12)	56.06 (4)	1:53.87	1.64	35.98
11	6	206949		FISCHER Pauline	2003	56.49 (2)	57.61 (27)	1:54.10	1.87	37.47
12	17	6295276		STEINMAIR Laura	2000	57.86 (13)	56.57 (14)	1:54.43	2.20	39.62
13	10	108095		ALEXANDER Kiara	2001	58.36 (22)	56.17 (7)	1:54.53	2.30	40.27
14	4	56598		FRITZENWALLNER Teresa	2002	57.16 (6)	57.42 (26)	1:54.58	2.35	40.60
15	25	6537061		ROMANOV Dasha	2003	58.70 (24)	55.98 (3)	1:54.68	2.45	41.25
16	19	25218		MIJARES RUF Carla	2002	58.27 (19)	56.49 (12)	1:54.76	2.53	41.77
17	35	6537047		JOHANSSON Stella	2003	58.19 (18)	56.63 (15)	1:54.82	2.59	42.16
18	65	6295224		UNTERHOLZNER Petra	1999	58.34 (21)	56.49 (12)	1:54.83	2.60	42.22
19	18	225733		PALLA Victoria	2001	58.08 (15)	56.89 (17)	1:54.97	2.74	43.13
20	9	206834		MANGOLD Luisa	2000	58.12 (16)	56.93 (18)	1:55.05	2.82	43.65
21	22	206910		LIPP Elina	2002	58.29 (20)	57.09 (21)	1:55.38	3.15	45.80
22	7	6295509		GIORDANO Flavia Diletta	2001	58.37 (23)	57.12 (22)	1:55.49	3.26	46.51



Rank	Bib	FIS ID	Nation	Name	Year	Run 1 (Rank)	Run 2 (Rank)	Time	Gap	Points
23	27	56664		FALCH Natalie	2004	59.13 (26)	56.85 (16)	1:55.98	3.75	49.70
24	28	6537231		GROSDIDIER Tatum	2004	58.78 (25)	57.41 (25)	1:56.19	3.96	51.07
25	38	206901		HAAS Katharina	2002	59.39 (28)	56.93 (18)	1:56.32	4.09	51.91
26	37	56556		AUER Karolina	2001	59.31 (27)	57.72 (28)	1:57.03	4.80	56.53
27	36	496491		RODRIGUEZ ELOSEGUI Arrieta	2002	59.74 (30)	57.32 (24)	1:57.06	4.83	56.73
28	15	299983		GULLI Anita	1998	1:02.32 (38)	55.40 (1)	1:57.72	5.49	61.02
29	30	108436		TIMMERMANN Cydnie	2003	59.92 (32)	58.20 (29)	1:58.12	5.89	63.62
30	40	6295293		RECH Anna	2000	1:01.12 (36)	58.47 (30)	1:59.59	7.36	73.18
31	62	555078		LICITE Samanta	2004	1:06.48 (40)	1:04.36 (32)	2:10.84	18.61	146.36
32	60	555077		ERENPREISA Helena	2004	1:09.59 (41)	1:03.51 (31)	2:13.10	20.87	161.06

Did Not Start - Run 1 (3)

49	299388		BERTANI Luisa Matilde Maria	1996	DNS
52	365030		TEN RAA Joyce	2003	DNS
63	695142		SHEPILENKO Kateryna	2002	DNS

Did Not Finish - Run 1 (21)

11	299313		PERRUCHON Martina	1996	DNF
16	56577		WIESMUELLER Nina	2002	DNF
23	206933		KLEIN Lara	2003	DNF
26	255416		DAGBJARTSDOTTIR Katla Bjorg	1999	DNF
32	426437		LUNDER Cathinka	2003	DNF
34	225799		ELLIFF Alexa	2003	DNF
42	56623		NEUHAUSER Lena	2003	DNF
43	6295097		PAISSAN Jennifer	1999	DNF
45	435404		KRAJEWSKA Daria	1998	DNF
46	496577		GARITANO ITURBE June	2004	DNF
47	175056		BROENS Ida Sofie Bunsov	1999	DNF
51	496454		SANMARTIN ARBONES Ines	2001	DNF
53	308361		SUGIMOTO Himaka	2003	DNF
54	507084		TENGAA Ada	2001	DNF
55	507058		HERTZBERG Anna	2001	DNF
56	405210		DOORNEN VAN Hilde	2003	DNF
57	405198		LEK Ilse	2002	DNF
58	555064		BISERE Laura	2002	DNF
59	785018		SINKUNAITE Gabija	2004	DNF
61	507128		NORDLUND Smilla	2002	DNF
64	405227		SCHERPS Annika	2004	DNF








Did Not Start - Run 2 (1)

44	299910		POZZI Romina	1998	1:05.32	DNS
----	--------	--	--------------	------	---------	-----

Did Not Finish - Run 2 (8)

8	56548		WALDAUF Sophia	2001	58.16	DNF
---	-------	--	----------------	------	-------	-----



Rank	Bib	FIS ID	Nation	Name	Year	Run 1 (Rank)	Run 2 (Rank)	Time	Gap	Points
29	108451		 CAN	FYNN Kaitlyn	2003	59.90	DNF			
31	56698		 AUT	RINGS-WANNER Valentina	2005	1:00.00	DNF			
33	426272		 NOR	NYBERG Martine Fosmo	1999	57.99	DNF			
39	25223		 AND	MEDINA GIRONES Iria	2003	1:00.43	DNF			
41	705478		 SVK	NINAJOVA Lenka	2001	1:00.36	DNF			
48	45439		 AUS	MAHON Sophie	2001	1:01.41	DNF			
50	555035		 LAT	BONDARE Liene	1996	59.43	DNF			



Rank	Bib	FIS ID	Name	Year	Nation	Points	Best 5	Race points
Best 10 at finish								
1	2	665009	SHKANOVA Maria	1989		22.72	22.72	0.00
2	1	405172	WESTHOFF Bianca Bakke	2000		28.05	28.05	6.63
3	24	426361	THORESEN Anine	2001		38.20	-	-
4	12	486117	GIRINA Vitalina	2001		34.54	-	-
5	5	6295217	VIVIANI Serena	1999		25.70	25.70	8.78
6	14	565488	TOMSIC Nika	2000		34.97	-	-
7	21	6295885	BELFROND Annette	2002		38.08	-	-
8	13	56526	HERZ Celina	2000		27.52	27.52	9.95
9	3	516553	CHRISTEN Eliane	1999		32.21	32.21	10.15
10	20	565501	OPLOTNIK Anja	2002		38.00	-	-

Best 5 at start

1	2	665009	SHKANOVA Maria	1989		22.72
13	10	108095	ALEXANDER Kiara	2001		22.86
28	15	299983	GULLI Anita	1998		24.40
5	5	6295217	VIVIANI Serena	1999		25.70
DNF	11	299313	PERRUCHON Martina	1996		26.73

(DNF: Did Not Finish, DSQ: Disqualified)

TOTAL

(B) List points of best 5 at start	122.41	
(A) List points of the best 5 to finish in top 10		136.20
(C) Race points of corresponding competitors		35.51
Calculated penalty (A + B - C) = 223.10 / 10	22.31	
Correction value (Z)	0.00	
Category adder	3.00	
Applied penalty	25.31	

Timing

Technical Delegate

Rank	Bib	FIS ID	Nation	Name	Year	Sector 1 [Rank]	Sector 2 [Rank]	Time	Gap
Women									
1	2	665009		SHKANOVA Maria	1989	32.15 (2)	24.01 (1)	56.16	
2	6	206949		FISCHER Pauline	2003	32.25 (3)	24.24 (5)	56.49	0.33
3	3	516553		CHRISTEN Eliane	1999	32.25 (3)	24.39 (7)	56.64	0.48
4	21	6295885		BELFROND Annette	2002	32.62 (6)	24.17 (4)	56.79	0.63
5	1	405172		WESTHOFF Bianca Bakke	2000	32.42 (5)	24.44 (8)	56.86	0.70
6	4	56598		FRITZENWALLNER Teresa	2002	32.10 (1)	25.06 (24)	57.16	1.00
7	12	486117		GIRINA Vitalina	2001	33.12 (14)	24.06 (2)	57.18	1.02
8	5	6295217		VIVIANI Serena	1999	32.95 (10)	24.25 (6)	57.20	1.04
9	13	56526		HERZ Celina	2000	32.71 (7)	24.74 (12)	57.45	1.29
10	14	565488		TOMSIC Nika	2000	32.89 (9)	24.66 (11)	57.55	1.39
11	24	426361		THORESEN Anine	2001	32.80 (8)	24.97 (19)	57.77	1.61
12	20	565501		OPLOTEK Anja	2002	33.19 (15)	24.62 (10)	57.81	1.65
13	17	6295276		STEINMAIR Laura	2000	33.07 (13)	24.79 (13)	57.86	1.70
14	33	426272		NYBERG Martine Fosmo	1999	33.39 (21)	24.60 (9)	57.99	1.83
15	18	225733		PALLA Victoria	2001	33.01 (11)	25.07 (25)	58.08	1.92
16	9	206834		MANGOLD Luisa	2000	33.04 (12)	25.08 (26)	58.12	1.96
17	8	56548		WALDAUF Sophia	2001	33.26 (17)	24.90 (16)	58.16	2.00
18	35	6537047		JOHANSSON Stella	2003	33.25 (16)	24.94 (17)	58.19	2.03
19	19	25218		MIJARES RUF Carla	2002	33.26 (17)	25.01 (21)	58.27	2.11
20	22	206910		LIPP Elina	2002	33.26 (17)	25.03 (23)	58.29	2.13
21	65	6295224		UNTERHOLZNER Petra	1999	33.32 (20)	25.02 (22)	58.34	2.18
22	10	108095		ALEXANDER Kiara	2001	33.55 (24)	24.81 (14)	58.36	2.20
23	7	6295509		GIORDANO Flavia Diletta	2001	33.41 (22)	24.96 (18)	58.37	2.21
24	25	6537061		ROMANOV Dasha	2003	33.58 (25)	25.12 (28)	58.70	2.54
25	28	6537231		GROSDIDIER Tatum	2004	33.92 (27)	24.86 (15)	58.78	2.62
26	27	56664		FALCH Natalie	2004	33.48 (23)	25.65 (35)	59.13	2.97
27	37	56556		AUER Karolina	2001	33.91 (26)	25.40 (32)	59.31	3.15
28	38	206901		HAAS Katharina	2002	34.06 (29)	25.33 (30)	59.39	3.23
29	50	555035		BONDARE Liene	1996	33.94 (28)	25.49 (33)	59.43	3.27
30	36	496491		RODRIGUEZ ELOSEGUI Arrieta	2002	34.64 (34)	25.10 (27)	59.74	3.58
31	29	108451		FYNN Kaitlyn	2003	34.78 (35)	25.12 (28)	59.90	3.74
32	30	108436		TIMMERMANN Cydnie	2003	34.95 (36)	24.97 (19)	59.92	3.76
33	31	56698		RINGS-WANNER Valentina	2005	34.63 (32)	25.37 (31)	1:00.00	3.84
34	41	705478		NINAJOVA Lenka	2001	34.63 (32)	25.73 (36)	1:00.36	4.20
35	39	25223		MEDINA GIRONES Iria	2003	34.35 (30)	26.08 (37)	1:00.43	4.27
36	40	6295293		RECH Anna	2000	35.54 (37)	25.58 (34)	1:01.12	4.96
37	48	45439		MAHON Sophie	2001	34.52 (31)	26.89 (38)	1:01.41	5.25
38	15	299983		GULLI Anita	1998	38.22 (39)	24.10 (3)	1:02.32	6.16
39	44	299910		POZZI Romina	1998	37.71 (38)	27.61 (40)	1:05.32	9.16
40	62	555078		LICITE Samanta	2004	39.26 (40)	27.22 (39)	1:06.48	10.32



Rank	Bib	FIS ID	Nation	Name	Year	Sector 1 [Rank]	Sector 2 [Rank]	Time	Gap
41	60	555077		ERENPREISA Helena	2004	40.04 (41)	29.55 (41)	1:09.59	13.43

Rank	Bib	FIS ID	Nation	Name	Year	Sector 1 [Rank]	Sector 2 [Rank]	Time	Gap
Women									
1	15	299983	ITA	GULLI Anita	1998	31.47 (2)	23.93 (2)	55.40	
2	24	426361	NOR	THORESEN Anine	2001	31.37 (1)	24.31 (10)	55.68	0.28
3	25	6537061	USA	ROMANOV Dasha	2003	31.80 (7)	24.18 (4)	55.98	0.58
4	20	565501	SLO	OPLOTNIK Anja	2002	31.84 (10)	24.22 (6)	56.06	0.66
4	14	565488	SLO	TOMSIC Nika	2000	31.80 (7)	24.26 (9)	56.06	0.66
6	2	665009	BLR	SHKANOVA Maria	1989	31.83 (9)	24.24 (7)	56.07	0.67
7	10	108095	CAN	ALEXANDER Kiara	2001	31.60 (4)	24.57 (16)	56.17	0.77
8	13	56526	AUT	HERZ Celina	2000	32.25 (17)	24.06 (3)	56.31	0.91
8	12	486117	RUS	GIRINA Vitalina	2001	32.46 (21)	23.85 (1)	56.31	0.91
10	5	6295217	ITA	VIVIANI Serena	1999	31.98 (13)	24.40 (11)	56.38	0.98
11	1	405172	NOR	WESTHOFF Bianca Bakke	2000	31.90 (11)	24.49 (14)	56.39	0.99
12	65	6295224	ITA	UNTERHOLZNER Petra	1999	32.07 (15)	24.42 (13)	56.49	1.09
12	19	25218	AND	MIJARES RUF Carla	2002	32.08 (16)	24.41 (12)	56.49	1.09
14	17	6295276	ITA	STEINMAIR Laura	2000	31.73 (5)	24.84 (22)	56.57	1.17
15	35	6537047	USA	JOHANSSON Stella	2003	32.05 (14)	24.58 (17)	56.63	1.23
16	27	56664	AUT	FALCH Natalie	2004	31.79 (6)	25.06 (28)	56.85	1.45
17	18	225733	GBR	PALLA Victoria	2001	32.65 (25)	24.24 (7)	56.89	1.49
18	38	206901	GER	HAAS Katharina	2002	32.75 (27)	24.18 (4)	56.93	1.53
18	9	206834	GER	MANGOLD Luisa	2000	31.51 (3)	25.42 (30)	56.93	1.53
20	21	6295885	ITA	BELFROND Annette	2002	32.35 (19)	24.61 (18)	56.96	1.56
21	22	206910	GER	LIPP Elina	2002	31.93 (12)	25.16 (29)	57.09	1.69
22	7	6295509	ITA	GIORDANO Flavia Diletta	2001	32.59 (23)	24.53 (15)	57.12	1.72
23	3	516553	SUI	CHRISTEN Eliane	1999	32.30 (18)	24.85 (23)	57.15	1.75
24	36	496491	ESP	RODRIGUEZ ELOSEGUI Arrieta	2002	32.45 (20)	24.87 (24)	57.32	1.92
25	28	6537231	USA	GROSDIDIER Tatum	2004	32.65 (25)	24.76 (20)	57.41	2.01
26	4	56598	AUT	FRITZENWALLNER Teresa	2002	32.46 (21)	24.96 (25)	57.42	2.02
27	6	206949	GER	FISCHER Pauline	2003	32.61 (24)	25.00 (27)	57.61	2.21
28	37	56556	AUT	AUER Karolina	2001	33.00 (28)	24.72 (19)	57.72	2.32
29	30	108436	CAN	TIMMERMANN Cydnie	2003	33.39 (29)	24.81 (21)	58.20	2.80
30	40	6295293	ITA	RECH Anna	2000	33.50 (30)	24.97 (26)	58.47	3.07
31	60	555077	LAT	ERENPREISA Helena	2004	36.54 (31)	26.97 (31)	1:03.51	8.11
32	62	555078	LAT	LICITE Samanta	2004	37.20 (32)	27.16 (32)	1:04.36	8.96