

OFFICIAL RESULTS

COMPETITION JURY

CHIEF OF RACE	FOGELIS Daniels	(LAT)
REFEREE	ADAMSONS Reinis	(LAT)
START REFEREE	MIKULENS Juris	(LAT)
FINISH REFEREE	MELVERS Dzintars	(LAT)

WEATHER

CONDITIONS	Sunny
SNOW	Compact

Run 1

COURSESETTER	MELDERE Sandra	(LAT)
FORERUNNERS	- A - PERKUMS Teadors	(LAT)
	- B - ANDZANS Olivers	(LAT)
	- C - LACIS Ernests	(LAT)

Run 2

	ZVEJNIEKS Kristaps	(LAT)
- A -	PERKUMS Teadors	(LAT)
- B -	ANDZANS Olivers	(LAT)
- C -	LACIS Ernests	(LAT)

COURSE	Aloch	
START	1555 m	
FINISH	1385 m	
DROP	170 m	
HOMOLOGATION	15203/12/23	
GATES	52	
DIRECTIONS	50	
STARTING TIME	09:45	

LIST n°1724

F = 1010

Number of competitors: 48, Number of NSA: 4

Rank	Bib	LSF ID	Name	Nation	Year	Club	Run 1 (Rank)	Run 2 (Rank)	Time	Gap
------	-----	--------	------	--------	------	------	--------------	--------------	------	-----

U12 BOYS

1	2	101153	BAUMANIS Mārtiņš		2012	SK Asi	50.80 (1)	50.80 (1)	1:41.60	
2	5	100838	ĢERMANIS Leo		2012	Snow Feel	52.04 (2)	51.19 (2)	1:43.23	1.63
3	15	100836	MŪRNIĒKS Edvards		2012	SK Apex	52.37 (3)	52.44 (4)	1:44.81	3.21
4	1	101377	IRBE Markuss		2013	SSS/SK Ziemeļpols	52.89 (4)	52.24 (3)	1:45.13	3.53
5	6	101155	JUREVSKIS Hugo		2012	Marbel Ski Team	53.13 (5)	54.29 (5)	1:47.42	5.82
6	9	101161	STRĒLNIEKS Karens		2012	Virsozne	57.53 (7)	56.78 (6)	1:54.31	12.71
7	10	101378	BLŪMS Ģirts		2013	SSS/SK Pantera	58.31 (8)	59.54 (7)	1:57.85	16.25
8	8	101375	VINKLERS Dāvis		2013	Snow Feel	59.97 (9)	1:00.76 (8)	2:00.73	19.13
9	11	101385	RASIŅŠ Kārlis		2013	SSS/SK Pantera	1:01.00 (10)	1:01.05 (9)	2:02.05	20.45

Did Not Finish - Run 1 (3)

7	101162	SAMOFALS Mārtiņš		2012	SSS/SK Pantera
12	101383	RASIŅŠ Jēkabs		2013	SSS/SK Pantera
14	101771	SALA Raimonds		2013	Kore

Disqualified - Run 1 (3)

3	101186	EGLE Leonards		2013	Virsozne
13	101765	VĀRPIŅŠ Valters		2012	SK Ziemeļpols
16	100837	MŪRNIĒKS Henrijs		2012	SK Apex

Did Not Finish - Run 2 (1)

4	101210	DORŠS Noels		2013	SSS/SK Pantera	53.78
---	--------	-------------	--	------	----------------	-------

U14 BOYS

1	19	100051	KAPTEINIS-VEITS Edvards		2011	Virsozne	46.17 (3)	46.64 (1)	1:32.81
---	----	--------	-------------------------	--	------	----------	-----------	-----------	---------



OFFICIAL RESULTS

Rank	Bib	LSF ID	Name	Nation	Year	Club	Run 1 (Rank)	Run 2 (Rank)	Time	Gap
2	20	100043	ZAUERS Leo		2010	Snow Feel	46.41 (4)	48.09 (2)	1:34.50	1.69
3	21	100156	AMERIKS Artūrs		2010	Snow Feel	49.13 (5)	50.00 (3)	1:39.13	6.32
4	27	100157	OLIŅŠ Miks		2011	SSS/SK Pantera	49.41 (6)	50.52 (5)	1:39.93	7.12
5	23	100148	BRAČKA Kārlis		2011	SSS/SK Pantera	50.05 (7)	50.38 (4)	1:40.43	7.62

Did Not Finish - Run 1 (3)

22	100045	DORŠS Ronijs		2010	SSS/SK Pantera					
26	100159	ZAKEVICIS Alberts		2011	SSS/SK Ziemeļpols					
28	100164	RASA Roberts		2011	SSS/SK Ziemeļpols					

Disqualified - Run 1 (1)

18	100236	KOKARS Kārlis		2011	SK Apex					
----	--------	---------------	--	------	---------	--	--	--	--	--

Did Not Finish - Run 2 (3)

17	100041	INDRIKSONS Kristiāns		2010	SSS/SK Pantera	45.19				
24	100147	CIAGUNS Patriks		2011	SSS/SK Pantera	45.76				
25	100152	BĒRZIŅŠ Maiks		2011	SSS/SK Pantera	51.37				

U16 BOYS

1	37	922	FIOROT Suen		2008		42.86 (2)	43.53 (2)	1:26.39	
2	33	100064	GRITĀNS Gustavs		2008	SK Apex	42.67 (1)	43.80 (3)	1:26.47	0.08
3	38	925	DI MARE Antonio		2008		43.60 (4)	43.40 (1)	1:27.00	0.61
4	31	100057	BĒRZIŅŠ Valters		2008	SSS/SK Pantera	43.53 (3)	43.96 (4)	1:27.49	1.10
5	32	100813	ŠNIDERS Ivans		2008	Virсотne	44.37 (5)	44.44 (5)	1:28.81	2.42

Did Not Finish - Run 1 (3)

30	100056	PUŠŅINS Arno		2008	SSS/SK Pantera					
35	100197	MENĢELSONS Gustavs		2009	Virсотne					
36	921	LIBERATORE Thomas		2008						

Disqualified - Run 1 (1)

29	100165	TRAPĀNS Nils Neo		2008	Kore					
----	--------	------------------	--	------	------	--	--	--	--	--


Did Not Finish - Run 2 (1)

34	100060	ABZALONS Miks		2008	SSS/SK Pantera	44.93				
----	--------	---------------	--	------	----------------	-------	--	--	--	--

MASTER MEN

1	47	100217	BERGMANIS Kristaps		1978	Kore	50.56 (1)	50.07 (1)	1:40.63	
2	43	100109	MEDVEDICINS Igors		1972	Kore	53.51 (3)	50.18 (2)	1:43.69	3.06
3	40	100093	PARAŽINSKAS Vytautas		1966	Alpių Aidas	52.35 (2)	51.66 (3)	1:44.01	3.38
4	42	100645	KLAPKALNS Kaspars		1971	Virсотne	53.69 (4)	51.89 (4)	1:45.58	4.95
5	46	100098	SISASK Andreas		1979	Karupesa Team	53.70 (5)	53.27 (5)	1:46.97	6.34
6	41	100101	ZAUERS Reinis		1980	Snow Feel	56.77 (6)	55.91 (6)	1:52.68	12.05
7	44	100175	GRITANS Gints		1975	SK Apex	59.20 (7)	59.19 (7)	1:58.39	17.76












OFFICIAL RESULTS









Rank	Bib	LSF ID	Name	Nation	Year	Club	Run 1 (Rank)	Run 2 (Rank)	Time	Gap
Did Not Finish - Run 1 (3)										
	39	100172	MIHAILOVS Andrejs		1969	SK Pantera				
	45	101173	AMERIKS Agris		1987	Snow Feel				
	48	100200	ZIEMELIS Dainis		1960	SK Apex				



RESULTS RUN 1

Rank	Bib	LSF ID	Name	Nation	Year	Sector 1 (Rank)	Sector 2 (Rank)	Time	Gap
U12 BOYS									
1	2	101153	BAUMANIS Mārtiņš		2012	23.72 (2)	27.08 (1)	50.80	
2	5	100838	ĢERMANIS Leo		2012	23.66 (1)	28.38 (4)	52.04	1.24
3	15	100836	MŪRNIĒKS Edvards		2012	24.88 (4)	27.49 (2)	52.37	1.57
4	1	101377	IRBE Markuss		2013	24.30 (3)	28.59 (5)	52.89	2.09
5	6	101155	JUREVSKIS Hugo		2012	24.96 (6)	28.17 (3)	53.13	2.33
6	4	101210	DORŠS Noels		2013	24.92 (5)	28.86 (6)	53.78	2.98
7	9	101161	STRĒLNIEKS Karens		2012	26.44 (7)	31.09 (8)	57.53	6.73
8	10	101378	BLŪMS Ģirts		2013	27.27 (9)	31.04 (7)	58.31	7.51
9	8	101375	VINKLERS Dāvis		2013	26.74 (8)	33.23 (9)	59.97	9.17
10	11	101385	RASIŅŠ Kārlis		2013	27.44 (10)	33.56 (10)	1:01.00	10.20



U14 BOYS

1	17	100041	INDRIKSONS Kristiāns		2010	21.28 (1)	23.91 (1)	45.19	
2	24	100147	CIAGUNS Patriks		2011	21.42 (2)	24.34 (3)	45.76	0.57
3	19	100051	KAPTEINIS-VEITS Edvards		2011	22.10 (4)	24.07 (2)	46.17	0.98
4	20	100043	ZAUERS Leo		2010	21.64 (3)	24.77 (4)	46.41	1.22
5	21	100156	AMERIKS Artūrs		2010	22.79 (5)	26.34 (5)	49.13	3.94
6	27	100157	OLIŅŠ Miks		2011	22.93 (7)	26.48 (6)	49.41	4.22
7	23	100148	BRAČKA Kārlis		2011	22.86 (6)	27.19 (7)	50.05	4.86
8	25	100152	BĒRZIŅŠ Maiks		2011	23.68 (8)	27.69 (8)	51.37	6.18










U16 BOYS

1	33	100064	GRITĀNS Gustavs		2008	19.93 (1)	22.74 (1)	42.67	
2	37	922	FIOROT Suen		2008	20.06 (2)	22.80 (2)	42.86	0.19
3	31	100057	BĒRZIŅŠ Valters		2008	20.49 (3)	23.04 (3)	43.53	0.86
4	38	925	DI MARE Antonio		2008	20.49 (3)	23.11 (4)	43.60	0.93
5	32	100813	ŠNIDERS Ivans		2008	20.75 (5)	23.62 (5)	44.37	1.70
6	34	100060	ABZALONS Miks		2008	20.83 (6)	24.10 (6)	44.93	2.26






MASTER MEN

1	47	100217	BERGMANIS Kristaps		1978	22.65 (1)	27.91 (1)	50.56	
2	40	100093	PARAŽINSKAS Vytautas		1966	23.21 (2)	29.14 (3)	52.35	1.79
3	43	100109	MEDVEDICINS Igors		1972	23.88 (3)	29.63 (5)	53.51	2.95
4	42	100645	KLAPKALNS Kaspars		1971	24.22 (4)	29.47 (4)	53.69	3.13
5	46	100098	SISASK Andreas		1979	24.62 (5)	29.08 (2)	53.70	3.14
6	41	100101	ZAUERS Reinis		1980	26.11 (6)	30.66 (6)	56.77	6.21
7	44	100175	GRITANS Gints		1975	26.88 (7)	32.32 (7)	59.20	8.64





RESULTS RUN 2

Rank	Bib	LSF ID	Name	Nation	Year	Sector 1 (Rank)	Sector 2 (Rank)	Time	Gap
U12 BOYS									
1	2	101153	BAUMANIS Mārtiņš		2012	23.73 (2)	27.07 (1)	50.80	
2	5	100838	ĢERMANIS Leo		2012	21.79 (1)	29.40 (4)	51.19	0.39
3	1	101377	IRBE Markuss		2013	24.39 (3)	27.85 (2)	52.24	1.44
4	15	100836	MŪRNIĒKS Edvards		2012			52.44	1.64
5	6	101155	JUREVSKIS Hugo		2012	25.15 (4)	29.14 (3)	54.29	3.49
6	9	101161	STRĒLNIEKS Karens		2012	26.56 (5)	30.22 (5)	56.78	5.98
7	10	101378	BLŪMS Ģirts		2013	27.37 (6)	32.17 (6)	59.54	8.74
8	8	101375	VINKLERS Dāvis		2013	27.56 (8)	33.20 (7)	1:00.76	9.96
9	11	101385	RASIŅŠ Kārlis		2013	27.43 (7)	33.62 (8)	1:01.05	10.25








U14 BOYS

1	19	100051	KAPTEINIS-VEITS Edvards		2011	21.91 (1)	24.73 (1)	46.64	
2	20	100043	ZAUERS Leo		2010	22.33 (2)	25.76 (2)	48.09	1.45
3	21	100156	AMERIĶS Artūrs		2010	22.53 (3)	27.47 (4)	50.00	3.36
4	23	100148	BRAČKA Kārlis		2011	22.69 (4)	27.69 (5)	50.38	3.74
5	27	100157	OLIŅŠ Miks		2011	23.29 (5)	27.23 (3)	50.52	3.88

U16 BOYS

1	38	925	DI MARE Antonio		2008	20.18 (3)	23.22 (1)	43.40	
2	37	922	FIOROT Suen		2008	20.01 (2)	23.52 (2)	43.53	0.13
3	33	100064	GRITĀNS Gustavs		2008	19.60 (1)	24.20 (4)	43.80	0.40
4	31	100057	BĒRZIŅŠ Valters		2008	20.33 (5)	23.63 (3)	43.96	0.56
5	32	100813	ŠNIDERS Ivans		2008	20.22 (4)	24.22 (5)	44.44	1.04

MASTER MEN

1	47	100217	BERGMANIS Kristaps		1978	22.05 (2)	28.02 (1)	50.07	
2	43	100109	MEDVEDICINS Igors		1972	21.76 (1)	28.42 (2)	50.18	0.11
3	40	100093	PARAŽINSKAS Vytautas		1966	23.16 (4)	28.50 (3)	51.66	1.59
4	42	100645	KLAPKALNS Kaspars		1971	22.93 (3)	28.96 (5)	51.89	1.82
5	46	100098	SISASK Andreas		1979	24.38 (5)	28.89 (4)	53.27	3.20
6	41	100101	ZAUERS Reinis		1980	25.70 (6)	30.21 (6)	55.91	5.84
7	44	100175	GRITANS Gints		1975	26.70 (7)	32.49 (7)	59.19	9.12