

## OFFICIAL RESULTS

### COMPETITION JURY

CHIEF OF RACE	FOGELIS Daniels	(LAT)
REFEREE	ADAMSONS Reinis	(LAT)
START REFEREE	MIKULENS Juris	(LAT)
FINISH REFEREE	MELVERS Dzintars	(LAT)

### WEATHER

CONDITIONS	Sunny / Cloudy
SNOW	Compact
AIR TEMPERATURE	START : 3.0 °C FINISH : 3.0 °C

### Run 1

COURSESETTER	DORSS Dinars	(LAT)
FORERUNNERS		
COURSE	Aloch	
START	1555 m	
FINISH	1355 m	
DROP	200 m	
HOMOLOGATION	15203/12/23	
GATES	34	
DIRECTIONS	32	
STARTING TIME	09:40	

### Run 2

KORDE Janis	(LAT)
Pilsetas Trase	
106 m	
16 m	
90 m	
11328/05/14	
34	
32	
12:00	

LIST n°1724

F = 1010

Number of competitors: 45, Number of NSA: 2

Rank	Bib	LSF ID	Name	Nation	Year	Club	Run 1 (Rank)	Run 2 (Rank)	Time	Gap
------	-----	--------	------	--------	------	------	--------------	--------------	------	-----

### U12 BOYS

1	3	101153	BAUMANIS Mārtiņš		2012	SK Asi	50.45 (1)	53.35 (1)	1:43.80	
2	4	100838	ĢERMANIS Leo		2012	Snow Feel	50.82 (2)	54.23 (2)	1:45.05	1.25
3	2	101210	DORŠS Noels		2013	SSS/SK Pantera	53.93 (4)	56.17 (3)	1:50.10	6.30
4	15	100836	MŪRNIĒKS Edvards		2012	SK Apex	53.46 (3)	56.66 (4)	1:50.12	6.32
5	9	101161	STRĒLNIEKS Karens		2012	Virsozne	54.19 (5)	57.16 (5)	1:51.35	7.55
6	16	100837	MŪRNIĒKS Henrijs		2012	SK Apex	54.68 (8)	57.51 (7)	1:52.19	8.39
7	7	101162	SAMOFALS Mārtiņš		2012	SSS/SK Pantera	55.33 (9)	57.40 (6)	1:52.73	8.93
8	13	101765	VĀRPIŅŠ Valters		2012	SK Ziemeļpols	54.63 (7)	58.76 (8)	1:53.39	9.59
9	10	101378	BLŪMS Ģirts		2013	SSS/SK Pantera	57.12 (10)	1:00.10 (9)	1:57.22	13.42
10	8	101375	VINKLERS Dāvis		2013	Snow Feel	57.91 (12)	1:02.56 (10)	2:00.47	16.67
11	11	101385	RASIŅŠ Kārlis		2013	SSS/SK Pantera	1:00.42 (13)	1:02.89 (11)	2:03.31	19.51
12	14	101771	SALA Raimonds		2013	Kore	1:04.68 (14)	1:06.34 (12)	2:11.02	27.22

Did Not Start - Run 1 (1)

6	101155	JUREVSKIS Hugo		2012	Marbel Ski Team
---	--------	----------------	--	------	-----------------

Did Not Finish - Run 1 (1)


5	101377	IRBE Markuss		2013	SSS/SK Ziemeļpols
---	--------	--------------	--	------	-------------------

Did Not Finish - Run 2 (1)

12	101383	RASIŅŠ Jēkabs		2013	SSS/SK Pantera	57.36
----	--------	---------------	--	------	----------------	-------

Disqualified - Run 2 (1)

1	101186	EGLE Leonards		2013	Virsozne	54.46
---	--------	---------------	--	------	----------	-------



**OFFICIAL RESULTS**

Rank	Bib	LSF ID	Name	Nation	Year	Club	Run 1 (Rank)	Run 2 (Rank)	Time	Gap
<b>U14 BOYS</b>										
1	24	100147	CIAGUNS Patriks		2011	SSS/SK Pantera	48.55 (1)	51.86 (1)	<b>1:40.41</b>	
2	18	100043	ZAUERS Leo		2010	Snow Feel	49.47 (2)	52.94 (2)	<b>1:42.41</b>	2.00
3	17	100236	KOKARS Kārlis		2011	SK Apex	50.07 (3)	53.62 (3)	<b>1:43.69</b>	3.28
4	19	100051	KAPTEINIS-VEITS Edvards		2011	Virсотne	50.79 (4)	53.66 (4)	<b>1:44.45</b>	4.04
5	21	100156	AMERIKS Artūrs		2010	Snow Feel	50.90 (5)	54.90 (7)	<b>1:45.80</b>	5.39
6	23	100148	BRAČKA Kārlis		2011	SSS/SK Pantera	51.81 (6)	54.58 (5)	<b>1:46.39</b>	5.98
7	25	100152	BĒRZIŅŠ Maiks		2011	SSS/SK Pantera	51.97 (7)	54.84 (6)	<b>1:46.81</b>	6.40
8	26	100159	ZAKEVICS Alberts		2011	SSS/SK Ziemeļpols	53.05 (8)	55.95 (8)	<b>1:49.00</b>	8.59
9	27	100157	OLIŅŠ Mīks		2011	SSS/SK Pantera	53.17 (9)	57.04 (9)	<b>1:50.21</b>	9.80
10	28	100164	RASA Roberts		2011	SSS/SK Ziemeļpols	54.77 (10)	58.07 (10)	<b>1:52.84</b>	12.43

Did Not Finish - Run 1 (2)

20	100041	INDRIKSONS Kristiāns		2010	SSS/SK Pantera					
22	100045	DORŠS Ronijs		2010	SSS/SK Pantera					

**U16 BOYS**

1	29	100064	GRITĀNS Gustavs		2008	SK Apex	46.21 (1)	50.11 (1)	<b>1:36.32</b>	
2	31	100056	PUŠŅINS Arno		2008	SSS/SK Pantera	47.68 (3)	50.81 (3)	<b>1:38.49</b>	2.17
3	33	100813	ŠNIDERS Ivans		2008	Virсотne	48.24 (5)	50.80 (2)	<b>1:39.04</b>	2.72
4	30	100057	BĒRZIŅŠ Valters		2008	SSS/SK Pantera	48.01 (4)	52.29 (4)	<b>1:40.30</b>	3.98
5	35	100197	MENĢELSONS Gustavs		2009	Virсотne	51.22 (6)	53.23 (5)	<b>1:44.45</b>	8.13
6	36	100237	DAUKULS Olivers		2009	Kore	54.03 (7)	57.13 (6)	<b>1:51.16</b>	14.84

Did Not Finish - Run 1 (1)

32	100165	TRAPĀNS Nils Neo		2008	Kore					
----	--------	------------------	--	------	------	--	--	--	--	--

Did Not Finish - Run 2 (1)

34	100060	ABZALONS Mīks		2008	SSS/SK Pantera	47.36				
----	--------	---------------	--	------	----------------	-------	--	--	--	--

**MASTER MEN**

1	38	100172	MIHAILOVS Andrejs		1969	SK Pantera	50.71 (2)	53.84 (1)	<b>1:44.55</b>	
2	39	100109	MEDVEDICINS Igors		1972	Kore	50.94 (3)	54.02 (2)	<b>1:44.96</b>	0.41
3	44	100217	BERGMANIS Kristaps		1978	Kore	50.21 (1)	55.32 (3)	<b>1:45.53</b>	0.98
4	41	100645	KLAPKALNS Kaspars		1971	Virсотne	53.25 (4)	56.69 (5)	<b>1:49.94</b>	5.39
5	40	100093	PARAŽINSKAS Vytautas		1966	Alpių Aidas	54.14 (5)	56.25 (4)	<b>1:50.39</b>	5.84
6	42	100175	GRITANS Gints		1975	SK Apex	56.28 (6)	1:00.17 (7)	<b>1:56.45</b>	11.90
7	37	100101	ZAUERS Reinis		1980	Snow Feel	57.14 (7)	59.47 (6)	<b>1:56.61</b>	12.06
8	43	101173	AMERIKS Agris		1987	Snow Feel	58.43 (8)	1:00.70 (8)	<b>1:59.13</b>	14.58
9	45	100200	ZIEMELIS Dainis		1960	SK Apex	1:07.76 (9)	1:09.94 (9)	<b>2:17.70</b>	33.15



**RESULTS RUN 1**

Rank	Bib	LSF ID	Name	Nation	Year	Sector 1 (Rank)	Sector 2 (Rank)	Time	Gap
<b>U12 BOYS</b>									
1	3	101153	BAUMANIS Mārtiņš		2012	36.30 (1)	14.15 (1)	<b>50.45</b>	
2	4	100838	ĢERMANIS Leo		2012	36.36 (2)	14.46 (2)	<b>50.82</b>	0.37
3	15	100836	MŪRNIĒKS Edvards		2012	38.04 (3)	15.42 (5)	<b>53.46</b>	3.01
4	2	101210	DORŠS Noels		2013	38.05 (4)	15.88 (8)	<b>53.93</b>	3.48
5	9	101161	STRĒLNIEKS Karens		2012	39.06 (7)	15.13 (3)	<b>54.19</b>	3.74
6	1	101186	EGLE Leonards		2013	39.22 (8)	15.24 (4)	<b>54.46</b>	4.01
7	13	101765	VĀRPIŅŠ Valters		2012	39.05 (6)	15.58 (6)	<b>54.63</b>	4.18
8	16	100837	MŪRNIĒKS Henrijs		2012	38.37 (5)	16.31 (10)	<b>54.68</b>	4.23
9	7	101162	SAMOFALS Mārtiņš		2012	39.75 (9)	15.58 (6)	<b>55.33</b>	4.88
10	10	101378	BLŪMS Ģirts		2013	40.94 (12)	16.18 (9)	<b>57.12</b>	6.67
11	12	101383	RASIŅŠ Jēkabs		2013	40.65 (10)	16.71 (11)	<b>57.36</b>	6.91
12	8	101375	VINKLERS Dāvis		2013	40.65 (10)	17.26 (13)	<b>57.91</b>	7.46
13	11	101385	RASIŅŠ Kārlis		2013	43.29 (13)	17.13 (12)	<b>1:00.42</b>	9.97
14	14	101771	SALA Raimonds		2013	45.67 (14)	19.01 (14)	<b>1:04.68</b>	14.23

**U14 BOYS**

1	24	100147	CIAGUNS Patriks		2011	34.70 (1)	13.85 (2)	<b>48.55</b>	
2	18	100043	ZAUERS Leo		2010	35.17 (2)	14.30 (3)	<b>49.47</b>	0.92
3	17	100236	KOKARS Kārlis		2011	36.24 (3)	13.83 (1)	<b>50.07</b>	1.52
4	19	100051	KAPTEINIS-VEITS Edvards		2011	36.37 (5)	14.42 (4)	<b>50.79</b>	2.24
5	21	100156	AMERIKS Artūrs		2010	36.31 (4)	14.59 (5)	<b>50.90</b>	2.35
6	23	100148	BRAČKA Kārlis		2011	37.02 (6)	14.79 (6)	<b>51.81</b>	3.26
7	25	100152	BĒRZIŅŠ Maiks		2011	37.07 (7)	14.90 (7)	<b>51.97</b>	3.42
8	26	100159	ZAKEVICS Alberts		2011	37.89 (9)	15.16 (8)	<b>53.05</b>	4.50
9	27	100157	OLIŅŠ Miks		2011	37.83 (8)	15.34 (9)	<b>53.17</b>	4.62
10	28	100164	RASA Roberts		2011	39.33 (10)	15.44 (10)	<b>54.77</b>	6.22

**U16 BOYS**

1	29	100064	GRITĀNS Gustavs		2008	32.99 (1)	13.22 (1)	<b>46.21</b>	
2	34	100060	ABZALONS Miks		2008	33.69 (2)	13.67 (3)	<b>47.36</b>	1.15
3	31	100056	PUŠŅINS Arno		2008	34.14 (4)	13.54 (2)	<b>47.68</b>	1.47
4	30	100057	BĒRZIŅŠ Valters		2008	34.11 (3)	13.90 (5)	<b>48.01</b>	1.80
5	33	100813	ŠNIDERS Ivans		2008	34.51 (5)	13.73 (4)	<b>48.24</b>	2.03
6	35	100197	MEŅĢELSONS Gustavs		2009	36.32 (6)	14.90 (6)	<b>51.22</b>	5.01
7	36	100237	DAUKULS Oliveris		2009	38.42 (7)	15.61 (7)	<b>54.03</b>	7.82

**MASTER MEN**

1	44	100217	BERGMANIS Kristaps		1978	35.60 (1)	14.61 (1)	<b>50.21</b>	
---	----	--------	--------------------	--	------	-----------	-----------	--------------	--

















**RESULTS RUN 1**

Rank	Bib	LSF ID	Name	Nation	Year	Sector 1 (Rank)	Sector 2 (Rank)	Time	Gap
2	38	100172	MIHAILOVS Andrejs		1969	35.86 (2)	14.85 (3)	50.71	0.50
3	39	100109	MEDVEDICINS Igors		1972	36.11 (3)	14.83 (2)	50.94	0.73
4	41	100645	KLAPKALNS Kaspars		1971	38.11 (4)	15.14 (4)	53.25	3.04
5	40	100093	PARAŽINSKAS Vytautas		1966	38.37 (5)	15.77 (5)	54.14	3.93
6	42	100175	GRITANS Gints		1975	40.13 (6)	16.15 (6)	56.28	6.07
7	37	100101	ZAUERS Reinis		1980	40.80 (7)	16.34 (7)	57.14	6.93
8	43	101173	AMERIKS Agris		1987	41.58 (8)	16.85 (8)	58.43	8.22
9	45	100200	ZIEMELIS Dainis		1960	48.36 (9)	19.40 (9)	1:07.76	17.55









## RESULTS RUN 2

Rank	Bib	LSF ID	Name	Nation	Year	Sector 1 (Rank)	Sector 2 (Rank)	Time	Gap
<b>U12 BOYS</b>									
1	3	101153	BAUMANIS Mārtiņš		2012	38.35 (1)	15.00 (1)	<b>53.35</b>	
2	4	100838	ĢERMANIS Leo		2012	38.75 (2)	15.48 (2)	<b>54.23</b>	0.88
3	2	101210	DORŠS Noels		2013	39.94 (3)	16.23 (6)	<b>56.17</b>	2.82
4	15	100836	MŪRNIĒKS Edvards		2012	41.11 (5)	15.55 (3)	<b>56.66</b>	3.31
5	9	101161	STRĒLNIEKS Karens		2012	41.22 (6)	15.94 (4)	<b>57.16</b>	3.81
6	7	101162	SAMOFALS Mārtiņš		2012	40.98 (4)	16.42 (7)	<b>57.40</b>	4.05
7	16	100837	MŪRNIĒKS Henrijs		2012	41.32 (7)	16.19 (5)	<b>57.51</b>	4.16
8	13	101765	VĀRPIŅŠ Valters		2012	42.26 (8)	16.50 (8)	<b>58.76</b>	5.41
9	10	101378	BLŪMS Ģirts		2013	43.03 (9)	17.07 (9)	<b>1:00.10</b>	6.75
10	8	101375	VINKLERS Dāvis		2013	44.61 (10)	17.95 (11)	<b>1:02.56</b>	9.21
11	11	101385	RASIŅŠ Kārlis		2013	45.23 (11)	17.66 (10)	<b>1:02.89</b>	9.54
12	14	101771	SALA Raimonds		2013	47.16 (12)	19.18 (12)	<b>1:06.34</b>	12.99

## U14 BOYS

1	24	100147	CIAGUNS Patriks		2011	37.31 (1)	14.55 (1)	<b>51.86</b>	
2	18	100043	ZAUERS Leo		2010	38.10 (2)	14.84 (3)	<b>52.94</b>	1.08
3	17	100236	KOKARS Kārlis		2011	38.88 (5)	14.74 (2)	<b>53.62</b>	1.76
4	19	100051	KAPTEINIS-VEITS Edvards		2011	38.58 (3)	15.08 (4)	<b>53.66</b>	1.80
5	23	100148	BRAČKA Kārlis		2011	38.76 (4)	15.82 (8)	<b>54.58</b>	2.72
6	25	100152	BĒRZIŅŠ Maiks		2011	39.42 (6)	15.42 (6)	<b>54.84</b>	2.98
7	21	100156	AMERIKS Artūrs		2010	39.65 (7)	15.25 (5)	<b>54.90</b>	3.04
8	26	100159	ZAKEVICS Alberts		2011	40.20 (8)	15.75 (7)	<b>55.95</b>	4.09
9	27	100157	OLIŅŠ Miks		2011	41.15 (9)	15.89 (9)	<b>57.04</b>	5.18
10	28	100164	RASA Roberts		2011	41.30 (10)	16.77 (10)	<b>58.07</b>	6.21

## U16 BOYS

1	29	100064	GRITĀNS Gustavs		2008	36.03 (1)	14.08 (1)	<b>50.11</b>	
2	33	100813	ŠNIDERS Ivans		2008	36.55 (3)	14.25 (2)	<b>50.80</b>	0.69
3	31	100056	PUŠNINS Arno		2008	36.23 (2)	14.58 (4)	<b>50.81</b>	0.70
4	30	100057	BĒRZIŅŠ Valters		2008	37.92 (4)	14.37 (3)	<b>52.29</b>	2.18
5	35	100197	MEŅĢELSONS Gustavs		2009	37.98 (5)	15.25 (5)	<b>53.23</b>	3.12
6	36	100237	DAUKULS Oliveris		2009	40.28 (6)	16.85 (6)	<b>57.13</b>	7.02

## MASTER MEN

1	38	100172	MIHAILOVS Andrejs		1969	37.95 (2)	15.89 (1)	<b>53.84</b>	
2	39	100109	MEDVEDICINS Igors		1972	37.91 (1)	16.11 (2)	<b>54.02</b>	0.18
3	44	100217	BERGMANIS Kristaps		1978	38.66 (3)	16.66 (5)	<b>55.32</b>	1.48
4	40	100093	PARAŽINSKAS Vytautas		1966	40.08 (4)	16.17 (3)	<b>56.25</b>	2.41



**RESULTS RUN 2**

Rank	Bib	LSF ID	Name	Nation	Year	Sector 1 (Rank)	Sector 2 (Rank)	Time	Gap
5	41	100645	KLAPKALNS Kaspars		1971	40.19 (5)	16.50 (4)	56.69	2.85
6	37	100101	ZAUERS Reinis		1980	42.29 (6)	17.18 (7)	59.47	5.63
7	42	100175	GRITANS Gints		1975	42.71 (7)	17.46 (8)	1:00.17	6.33
8	43	101173	AMERIKS Agris		1987	43.53 (8)	17.17 (6)	1:00.70	6.86
9	45	100200	ZIEMELIS Dainis		1960	49.52 (9)	20.42 (9)	1:09.94	16.10

