

## COMPETITION JURY

CHIEF OF RACE	DORSS Dinars	(LAT)
REFEREE	FOGELIS Daniels	(LAT)
START REFEREE	MIKULENS Juris	(LAT)
FINISH REFEREE	MRLVERS Dzintars	(LAT)

## WEATHER

CONDITIONS	Sunny
SNOW	Hard
AIR TEMPERATURE	START : -3,0 °C
	FINISH : -3,0 °C

## Run 1

COURSESETTER	DORSS Dinars	(LAT)
FORERUNNERS	- A - PURINA Paula	(LAT)
	- B - LICITE Samanta	(LAT)
COURSE	Piste Palander	
START	457 m	
FINISH	203 m	
DROP	254 m	
HOMOLOGATION	13747/11/20	
GATES	38	
DIRECTIONS	34	
STARTING TIME	10:30	

## Run 2

COURSESETTER	DORSS Dinars	(LAT)
FORERUNNERS	- A - PURINA Paula	(LAT)
	- B - LICITE Samanta	(LAT)
COURSE	Piste Palander	
START	457 m	
FINISH	203 m	
DROP	254 m	
HOMOLOGATION	13747/11/20	
GATES	35	
DIRECTIONS	33	
STARTING TIME	13:05	

LIST n°1120

Number of competitors: 57, Number of NSA: 4


F = 730

Rank	Bib	Nation	Name	Year	Club	Run 1 (Rank)	Run 2 (Rank)	Time	Gap
------	-----	--------	------	------	------	--------------	--------------	------	-----

## U12 GIRLS / LAT

1	5		GRĪNBERGA Nikola	2011	SSS/SK PANTERA	1:00.06 (2)	59.50 (1)	<b>1:59.56</b>	
2	1		LIVČĀNE Daniela Anna	2010	SSS/SK PANTERA	59.96 (1)	1:00.92 (3)	<b>2:00.88</b>	1.32
3	4		KLIESTA Emīlija	2011	SSS/SK PANTERA	1:01.39 (3)	1:00.50 (2)	<b>2:01.89</b>	2.33
4	2		PUTNIŅA Līva	2010	SSS/SK PANTERA	1:04.99 (4)	1:03.64 (4)	<b>2:08.63</b>	9.07
5	14		ULMANE Sofija	2010	Virsoņe	1:07.45 (6)	1:06.84 (5)	<b>2:14.29</b>	14.73
6	18		KLAPKALNE Ulla	2011	Virsoņe	1:06.79 (5)	1:07.51 (6)	<b>2:14.30</b>	14.74
7	8		MORE Klaudija	2011	Virsoņe	1:09.57 (8)	1:08.40 (7)	<b>2:17.97</b>	18.41
8	10		TRAPĀNE Aleksandra	2011	KORE	1:11.27 (9)	1:11.71 (8)	<b>2:22.98</b>	23.42
9	16		JĒGERE Kate	2010	Virsoņe	1:20.56 (10)	1:16.64 (9)	<b>2:37.20</b>	37.64




Did Not Finish - Run 1 (1)

15		VALDMANE Alise	2010	Virsoņe	DNF				
----	---	----------------	------	---------	-----	--	--	--	--

Did Not Finish - Run 2 (1)

17		BIRKENFELDE Dārta	2010	KORE	1:09.17		DNF		
----	---	-------------------	------	------	---------	--	-----	--	--

## U14 GIRLS / LAT

1	23		JANSONE Estere	2008	SSS/SK PANTERA	58.22 (1)	58.01 (2)	<b>1:56.23</b>	
2	25		BIEZĀ Annija	2008	SSS/SK PANTERA	58.79 (2)	58.07 (3)	<b>1:56.86</b>	0.63
3	26		CIAGUNE Heidija	2009	SSS/SK PANTERA	59.13 (3)	57.92 (1)	<b>1:57.05</b>	0.82



Rank	Bib	Nation	Name	Year	Club	Run 1 (Rank)	Run 2 (Rank)	Time	Gap
4	22	LAT	BAUMANE Justīne	2009	KORE	59.34 (4)	58.50 (4)	1:57.84	1.61
5	27	LAT	JAUNDZEMA Dārta Elīza	2008	Virsoņe	1:00.03 (5)	59.65 (6)	1:59.68	3.45
6	21	LAT	AUSEKLE Estere	2009	SSS/SK PANTERA	1:00.69 (6)	59.64 (5)	2:00.33	4.10
7	31	LAT	JANSONE Karla	2008	SSS/SK PANTERA	1:01.52 (7)	1:00.56 (7)	2:02.08	5.85
8	33	LAT	KRONBERGA Hanna	2009	SSS/SK PANTERA	1:02.39 (8)	1:02.93 (9)	2:05.32	9.09
9	30	LAT	MAZĀ Madara	2009	Virsoņe	1:04.30 (9)	1:03.16 (10)	2:07.46	11.23
10	24	LAT	MATISONE Letīcija	2008	Virsoņe	1:05.34 (11)	1:02.53 (8)	2:07.87	11.64
11	35	LAT	GARDA Luīze	2008	Virsoņe	1:05.22 (10)	1:05.34 (11)	2:10.56	14.33
12	29	LAT	MEDNE Patrīcija	2008	Virsoņe	1:06.69 (12)	1:05.60 (12)	2:12.29	16.06
13	36	LAT	SAMOFALA Kate	2008	SSS/SK PANTERA	1:06.77 (13)	1:06.13 (13)	2:12.90	16.67
14	34	LAT	ZEPA Paula Amanda	2008	SK APEX	1:09.08 (14)	1:07.93 (14)	2:17.01	20.78
15	37	LAT	SKRASTIŅA Paula	2009	Virsoņe	1:10.46 (15)	1:10.22 (15)	2:20.68	24.45

## U16 GIRLS / LAT

1	44	LAT	SALŅIKOVA Frīda	2006	SSS/SK PANTERA	53.34 (1)	53.66 (1)	1:47.00	
2	42	LAT	SALŅIKOVA Elza	2006	SSS/SK PANTERA	54.90 (2)	55.20 (2)	1:50.10	3.10
3	47	LAT	REITERE Loreta	2007	Virsoņe	56.19 (3)	56.26 (3)	1:52.45	5.45
4	43	LAT	FEDOROVA Sofia	2007	SSS/SK PANTERA	57.17 (4)	56.76 (4)	1:53.93	6.93
5	52	LAT	SALAVA Anete	2007	SK APEX	1:02.44 (5)	1:02.84 (5)	2:05.28	18.28
6	48	LAT	ĒRGLE Nora	2007	SK APEX	1:07.19 (6)	1:10.24 (6)	2:17.43	30.43

Did Not Finish - Run 1 (3)

40	LAT	HARTMANE Kristiāna	2007	Virsoņe	DNF
49	LAT	OVČIŅNIKOVA Adrija	2007	Virsoņe	DNF
51	LAT	KAPITONOVA Katrīna	2007	Virsoņe	DNF

## MASTER LADIES / LAT

1	55	LAT	LAGZDINA Ieva	1981	SK APEX	1:04.35 (2)	1:03.99 (1)	2:08.34	
2	56	LAT	KUBLIŅA Sanīta	1984	SK APEX	1:05.91 (3)	1:04.59 (2)	2:10.50	2.16
3	53	LAT	MORE Agnese	1987	Virsoņe	1:21.29 (4)	1:17.88 (3)	2:39.17	30.83

Did Not Finish - Run 1 (1)

54	LAT	BROKANE Jelena	1966	KORE	DNF
----	-----	----------------	------	------	-----

Disqualified - Run 2 (1)

57	LAT	BAUMANE Laura	1985	KORE	1:03.08	DSQ
----	-----	---------------	------	------	---------	-----

## COMPETITION JURY

CHIEF OF RACE	DORSS Dinars	(LAT)
REFEREE	FOGELIS Daniels	(LAT)
START REFEREE	MIKULENS Juris	(LAT)
FINISH REFEREE	MRLVERS Dzintars	(LAT)

## WEATHER

CONDITIONS	Sunny
SNOW	Hard
AIR TEMPERATURE	START : -3,0 °C
	FINISH : -3,0 °C

## Run 1

COURSESETTER	DORSS Dinars	(LAT)
FORERUNNERS	- A - KUPCS Roberts	(LAT)
	- B - MAZAIS Davis	(LAT)
	- C - MESSILA Rasmums	(EST)
COURSE	Piste Palander	
START	457 m	
FINISH	203 m	
DROP	254 m	
HOMOLOGATION	13747/11/20	
GATES	38	
DIRECTIONS	34	
STARTING TIME	11:20	

## Run 2

COURSESETTER	DORSS Dinars	(LAT)
FORERUNNERS	- A - KUPCS Roberts	(LAT)
	- B - MAZAIS Davis	(LAT)
	- C - MESSILA Rasmums	(EST)
COURSE	Piste Palander	
START	457 m	
FINISH	203 m	
DROP	254 m	
HOMOLOGATION	13747/11/20	
GATES	35	
DIRECTIONS	33	
STARTING TIME	13:45	

LIST n°1120

F = 730

Number of competitors: 66, Number of NSA: 4

Rank	Bib	Nation	Name	Year	Club	Run 1 (Rank)	Run 2 (Rank)	Time	Gap
------	-----	--------	------	------	------	--------------	--------------	------	-----

## U12 BOYS / LAT

1	2		INDRIKSONS Kristiāns	2010	SSS/SK PANTERA	58.82 (2)	56.32 (1)	1:55.14	
2	7		CIAGUNS Patriks	2011	SSS/SK PANTERA	1:00.12 (4)	58.80 (2)	1:58.92	3.78
3	4		DORŠS Ronijs	2010	SSS/SK PANTERA	59.51 (3)	59.61 (3)	1:59.12	3.98
4	8		HARTMANIS Rihards	2010	Virsozne	1:03.12 (5)	1:01.77 (4)	2:04.89	9.75
5	14		MAZAIS Lūkas	2010	SK APEX	1:03.34 (6)	1:02.01 (5)	2:05.35	10.21
6	9		LEMBERS Roberts	2010	Virsozne	1:05.52 (7)	1:05.45 (6)	2:10.97	15.83
7	13		FOLKBERGS Ričards	2010	SSS/SK PANTERA	1:07.29 (9)	1:08.28 (7)	2:15.57	20.43
8	15		DIŠLERS Ričards	2011	Virsozne	1:07.36 (10)	1:08.68 (8)	2:16.04	20.90
9	17		ZAMAIČS Adrians	2011	SK APEX	1:13.04 (11)	1:12.30 (9)	2:25.34	30.20

Did Not Finish - Run 1 (3)

11		KOKARS Kārlis	2011	SK APEX	DNF
12		KAPTEINIS-VEITS Edvards	2011	Virsozne	DNF
16		VĪTOLIŅŠ-VĪTOLS Dominiks	2011	SK APEX	DNF

Did Not Finish - Run 2 (1)

10		GARDA Raimonds	2011	Virsozne	1:05.98	DNF
----	--	----------------	------	----------	---------	-----

Disqualified - Run 2 (1)

1		ZAUERS Leo	2010	SNOW FEEL	58.72	DSQ
---	--	------------	------	-----------	-------	-----



Rank	Bib	Nation	Name	Year	Club	Run 1 (Rank)	Run 2 (Rank)	Time	Gap
------	-----	--------	------	------	------	--------------	--------------	------	-----

**U14 BOYS / LAT**

1	25		TRAPĀNS Nils Neo	2008	KORE	54.87 (1)	54.69 (1)	<b>1:49.56</b>	
2	24		GRITĀNS Gustavs	2008	SK APEX	56.20 (2)	55.33 (2)	<b>1:51.53</b>	1.97
3	21		PUŠŅINS Arno	2008	SSS/SK PANTERA	58.25 (4)	58.30 (3)	<b>1:56.55</b>	6.99
4	31		MENĢELSONS Gustavs	2009	Virsozne	1:02.01 (5)	1:01.47 (4)	<b>2:03.48</b>	13.92
5	30		ZANDERS Edvards	2009	SK APEX	1:04.91 (6)	1:04.07 (5)	<b>2:08.98</b>	19.42
6	27		ZAUERS Dāvis	2009	SNOW FEEL	1:12.20 (7)	1:12.45 (6)	<b>2:24.65</b>	35.09

Did Not Finish - Run 1 (1)

28		LAGZDINS Kristaps	2008	SK APEX	DNF				
----	--	-------------------	------	---------	-----	--	--	--	--

Disqualified - Run 2 (1)

26		BĒRZIŅŠ Valters	2008	SSS/SK PANTERA	57.61		DSQ		
----	--	-----------------	------	----------------	-------	--	-----	--	--

**U16 BOYS / LAT**

1	37		INDRIKSONS Emīls	2006	SSS/SK PANTERA	56.77 (2)	53.60 (1)	<b>1:50.37</b>	
2	36		VALDOVSKIS Dāvis	2006	KORE	55.88 (1)	55.00 (2)	<b>1:50.88</b>	0.51
3	45		BERGMANIS Ralfs	2006	KORE	57.67 (4)	56.52 (4)	<b>1:54.19</b>	3.82
4	42		MAZAIŠ Krišs	2007	SK APEX	57.40 (3)	56.85 (5)	<b>1:54.25</b>	3.88
5	38		VALINKS Kārlis	2006	Virsozne	57.79 (5)	56.50 (3)	<b>1:54.29</b>	3.92
6	40		MAZAIŠ Miks	2007	Virsozne	59.62 (6)	57.77 (6)	<b>1:57.39</b>	7.02
7	39		PRANCĀNS Pauls Pēteris	2007	SSS/SK PANTERA	1:00.53 (8)	58.23 (7)	<b>1:58.76</b>	8.39
8	51		NIEDRA Eduards	2007	Virsozne	1:00.38 (7)	59.09 (8)	<b>1:59.47</b>	9.10
9	46		RUD Ivars	2007	SNOW FEEL	1:00.61 (9)	59.85 (9)	<b>2:00.46</b>	10.09
10	41		FIRSTS Edvards	2006	SSS/SK PANTERA	1:03.74 (10)	1:03.47 (11)	<b>2:07.21</b>	16.84
11	52		ČAKĀNS Rauls	2006	Virsozne	1:04.18 (11)	1:03.15 (10)	<b>2:07.33</b>	16.96
12	50		MENĢELSONS Kārlis	2007	Virsozne	1:07.48 (12)	1:04.96 (12)	<b>2:12.44</b>	22.07
13	49		KRISTONS Miķelis Kārlis	2007	SK APEX	1:10.55 (13)	1:08.64 (13)	<b>2:19.19</b>	28.82

Did Not Finish - Run 1 (3)

43		MOROZOVŠ Kristaps	2006	Virsozne	DNF				
47		KUZMINSKIS Valdemārs	2006	Virsozne	DNF				
48		SMIKS Ralfs	2007	Virsozne	DNF				

Disqualified - Run 1 (1)

53		KANČS Ēriks	2006	Virsozne	DSQ				
----	--	-------------	------	----------	-----	--	--	--	--

**MASTER MEN / LAT**

1	57		BERGMANIS Kristaps	1978	KORE	57.80 (1)	56.51 (1)	<b>1:54.31</b>	
---	----	--	--------------------	------	------	-----------	-----------	----------------	--

BALTIC CUP 2022  
 STAGE #5  
 MEN'S GIANT SLALOM  
OFFICIAL RESULTS LATVIAN



Rank	Bib	Nation	Name	Year	Club	Run 1 (Rank)	Run 2 (Rank)	Time	Gap
2	56		MIHAILOVS Andrejs Mihailovs	1969	SK Pantera	57.81 (2)	57.16 (2)	<b>1:54.97</b>	0.66
3	59		MUIŽNIEKS Andris	1983	SNOW FEEL	1:05.60 (3)	1:03.48 (3)	<b>2:09.08</b>	14.77
4	60		GRITĀNS Gints	1975	SK APEX	1:05.84 (4)	1:03.49 (4)	<b>2:09.33</b>	15.02
5	66		KLAPKALNS Kaspars	1971	Virsoņe	1:06.48 (5)	1:05.24 (5)	<b>2:11.72</b>	17.41
6	63		SIMINAITIS Dāvis	1978	SK APEX	1:09.70 (7)	1:07.57 (7)	<b>2:17.27</b>	22.96
7	64		OZOLS Uldis	1969	SK APEX	1:11.19 (8)	1:07.56 (6)	<b>2:18.75</b>	24.44
8	61		PURIŅŠ Uldis	1970	KORE	1:17.09 (9)	1:16.55 (9)	<b>2:33.64</b>	39.33
9	65		ZIEMELIS DAINIS	1960	APE	1:18.82 (10)	1:15.66 (8)	<b>2:34.48</b>	40.17

Did Not Finish - Run 1 (1)

58		ZAUERS Reinis	1980	SNOW FEEL	DNF				
----	--	---------------	------	-----------	-----	--	--	--	--

Did Not Finish - Run 2 (1)

55		RUBULIS Vladislavs	1956	KORE	1:09.31		DNF		
----	--	--------------------	------	------	---------	--	-----	--	--

