

COMPETITION JURY

TECHNICAL DELEGATE	BIKULC Arturas	(LTU)
CHIEF OF RACE	GRISKAITIS Mindaugas	(LTU)
REFEREE	IVANAUSKAS Saulius	(LTU)
START REFEREE	MIKULENS Juris	(LAT)
FINISH REFEREE	MELVERS Frenks	(LAT)

WEATHER

CONDITIONS	Indor
SNOW	Hard/Ice
AIR TEMPERATURE	START : -3.0 °C
	FINISH : -3.0 °C

Run 2

COURSESETTER	MELDERE Sandra	(LAT)
--------------	----------------	-------

- C -	KAUSIUS Kristupas	(LTU)
- D -	VIGELIS Robertas	(LTU)
- E -	OLINS Miks	(LAT)

COURSE	Snow Arena
START	148 m
FINISH	89 m
DROP	59 m
HOMOLOGATION	14574/09/22
GATES	33
DIRECTIONS	31
STARTING TIME	10:25

Run 3

COURSESETTER	BLALOBRZYCKI Premyslaw	(POL)
--------------	------------------------	-------

- C -	KAUSIUS Kristupas	(LTU)
- D -	VIGELIS Robertas	(LTU)
- E -	OLINS Miks	(LAT)

COURSE	Snow Arena
START	148 m
FINISH	89 m
DROP	59 m
HOMOLOGATION	14574/09/22
GATES	31
DIRECTIONS	29
STARTING TIME	11:25

LIST n°926	APPLIED PENALTY: 60.00	CALCULATED PENALTY: 52.93	F = 730
Number of competitors: 35, Number of NSA: 13			

Rank	Bib	FIS ID	Name	Nation	Year	Category	Run 1 (Rank)	Run 2 (Rank)	Run 3 (Rank)	Time	Gap	Points
------	-----	--------	------	--------	------	----------	--------------	--------------	--------------	------	-----	--------

Men

1	45	550145	PRANCANS Pauls Peteris		2007	U21	23.38 (2)	24.16 (1)	23.56 (1)	1:11.10		60.00
2	43	180966	MARKKANEN Taavi		2006	U21	23.28 (1)	24.34 (2)	23.94 (2)	1:11.56	0.46	64.72
3	41	550121	ABELE Gustavs Harijs		2003	U30	23.99 (4)	24.68 (3)	24.18 (5)	1:12.85	1.75	77.97
4	64	10002066	CIAPPONI Matteo		2009	U18	23.88 (3)	25.01 (5)	24.07 (3)	1:12.96	1.86	79.10
5	42	550147	MAZAISS Kriss		2007	U21	24.16 (6)	24.91 (4)	24.14 (4)	1:13.21	2.11	81.66
6	33	670120	KHOKHLOV Rostislav		2007	U21	24.07 (5)	25.01 (5)	24.52 (6)	1:13.60	2.50	85.67
7	34	10001350	BELLINI Giacomo		2007	U21	24.27 (7)	25.33 (7)	24.56 (7)	1:14.16	3.06	91.42
8	47	10001556	NANETTI Giacomo		2008	U18	24.66 (9)	25.53 (9)	25.03 (9)	1:15.22	4.12	102.30
9	32	550146	MAZAISS Miks		2007	U21	24.86 (12)	25.34 (8)	25.15 (11)	1:15.35	4.25	103.64
10	40	30000508	DE SERAFINI Iacopo		2008	U18	24.85 (11)	25.70 (11)	25.07 (10)	1:15.62	4.52	106.41
11	44	550148	BERZINS Valters		2008	U18	25.10 (15)	25.88 (12)	24.77 (8)	1:15.75	4.65	107.74
12	56	430998	TRUSKOLASKI Janusz		2009	U18	24.91 (14)	26.02 (13)	25.23 (12)	1:16.16	5.06	111.95
13	65	10002025	VIELMO Riccardo		2009	U18	24.89 (13)	26.08 (15)	25.82 (13)	1:16.79	5.69	118.42
14	35	900015	NOKYAEM Thotsawat		2008	U18	25.24 (16)	26.14 (16)	25.99 (14)	1:17.37	6.27	124.38
15	38	460207	HINTI Rares		2008	U18	26.05 (22)	26.83 (19)	26.89 (16)	1:19.77	8.67	149.02
16	60	492748	PEUS CARBONELL Ton		2009	U18	26.14 (24)	27.52 (20)	26.87 (15)	1:20.53	9.43	156.82
17	52	550153	VITOLS Antonijs		2009	U18	27.28 (28)	28.24 (23)	27.33 (17)	1:22.85	11.75	180.64
18	62	430994	KUTER Krzysztof		2009	U18	27.41 (29)	28.36 (24)	28.01 (19)	1:23.78	12.68	190.19
19	49	550080	KARSENIEKS Arturs		1984	Mast-A	28.45 (30)	28.20 (22)	27.56 (18)	1:24.21	13.11	194.60

Did Not Finish - Run 1 (3)





53	780053	KAUSIUS Danielius		2008	U18
57	10002024	FRANCESCUTTI Davide		2009	U18
61	430983	WALICHNOWSKI Michal		2008	U18

Disqualified - Run 1 (1)



36	550151	TRAPANS Nils Neo		2008	U18
----	--------	------------------	--	------	-----

Rank	Bib	FIS ID	Name	Nation	Year	Category	Run 1 (Rank)	Run 2 (Rank)	Run 3 (Rank)	Time	Gap	Points
------	-----	--------	------	--------	------	----------	--------------	--------------	--------------	------	-----	--------


Did Not Finish - Run 2 (4)

31	390058		RIITSALU Renet		2006	U21	24.75					
46	780052		STUMPF Gintaras		2008	U18	25.89					
48	520270		UMUR Bora		2006	U21	25.27					
63	430995		RAKSZAWSKI Alex		2009	U18	25.38					



Disqualified - Run 2 (2)

50	230886		MISKOS Efstratios		2008	U18	26.63					
51	590044		RAMOS Manuel		2002	U30	26.51					

Did Not Finish - Run 3 (3)

54	590056		VICENTE Joao		2008	U18	29.19	29.10				
55	431000		SOBOLEWSKI Michal		2009	U18	25.97	27.64				
59	10002070		BONELLI Luca		2009	U18	26.10	26.07				

Disqualified - Run 3 (3)

37	550149		PUSNINS Arno		2008	U18	26.19	26.50				
39	780043		LENKUTIS Povilas		2005	U21	25.72	26.23				
58	10002083		GUIFFRE Alessandro		2009	U18	24.45	25.54				

PENALTY CALCULATION

Rank	Bib	FIS ID	Name	Nation	Year	List points	Best 5	Race points
Best 10 at finish								
1	45	550145	PRANCANS Pauls Peteris		2007	60.00	60.00	0.00
2	43	180966	MARKKANEN Taavi		2006	83.04	-	-
3	41	550121	ABELE Gustavs Harijs		2003	56.81	56.81	17.97
4	64	10002066	CIAPPONI Matteo		2009	-,--	-	-
5	42	550147	MAZAIS Kriss		2007	66.80	66.80	21.66
6	33	670120	KHOKHLOV Rostislav		2007	62.35	62.35	25.67
7	34	10001350	BELLINI Giacomo		2007	92.12	-	-
8	47	10001556	NANETTI Giacomo		2008	143.42	-	-
9	32	550146	MAZAIS Miks		2007	79.85	79.85	43.64
10	40	30000508	DE SERAFINI Iacopo		2008	102.24	-	-

Best 5 at start

3	41	550121	ABELE Gustavs Harijs		2003	56.81
1	45	550145	PRANCANS Pauls Peteris		2007	60.00
6	33	670120	KHOKHLOV Rostislav		2007	62.35
DSQ	36	550151	TRAPANS Nils Neo		2008	66.51
5	42	550147	MAZAIS Kriss		2007	66.80

(DNF: Did Not Finish, DSQ: Disqualified)

TOTAL

(B) List points of best 5 at start	312.47
(A) List points of the best 5 to finish in top 10	325.81
(C) Race points of corresponding competitors	108.94

Calculated penalty (A + B - C) = 529.34 / 10	52.93
Correction value (Z)	0.00
Category adder	0.00
Applied penalty	(52.93) 60.00

Timing

[Handwritten signature]

RESULTS RUN 1

Rank	Bib	FIS ID	Name	Nation	Year	Sector 1 (Rank)	Sector 2 (Rank)	Inter 2 (Rank)	Sector 3 (Rank)	Time	Gap
Men											
1	43	180966	MARKKANEN Taavi		2006	10.85 (2)	8.14 (1)	18.99 (1)	4.29 (1)	23.28	
2	45	550145	PRANCANS Pauls Peteris		2007	10.83 (1)	8.16 (2)	18.99 (1)	4.39 (2)	23.38	0.10
3	64	10002066	CIAPPONI Matteo		2009	10.98 (3)	8.38 (3)	19.36 (3)	4.52 (4)	23.88	0.60
4	41	550121	ABELE Gustavs Harijs		2003	11.08 (6)	8.41 (4)	19.49 (4)	4.50 (3)	23.99	0.71
5	33	670120	KHOKHLOV Rostislav		2007	11.06 (5)	8.48 (5)	19.54 (5)	4.53 (5)	24.07	0.79
6	42	550147	MAZAIS Kriss		2007	11.01 (4)	8.59 (8)	19.60 (6)	4.56 (7)	24.16	0.88
7	34	10001350	BELLINI Giacomo		2007	11.21 (7)	8.52 (6)	19.73 (7)	4.54 (6)	24.27	0.99
8	58	10002083	GUIFFRE Alessandro		2009	11.33 (11)	8.52 (6)	19.85 (8)	4.60 (9)	24.45	1.17
9	47	10001556	NANETTI Giacomo		2008	11.42 (14)	8.66 (9)	20.08 (10)	4.58 (8)	24.66	1.38
10	31	390058	RIITSALU Renet		2006	11.30 (10)	8.83 (15)	20.13 (13)	4.62 (10)	24.75	1.47
11	40	30000508	DE SERAFINI Iacopo		2008	11.45 (17)	8.73 (11)	20.18 (14)	4.67 (12)	24.85	1.57
12	32	550146	MAZAIS Miks		2007	11.50 (19)	8.73 (11)	20.23 (15)	4.63 (11)	24.86	1.58
13	65	10002025	VIELMO Riccardo		2009	11.36 (12)	8.74 (13)	20.10 (11)	4.79 (15)	24.89	1.61
14	56	430998	TRUSKOLASKI Janusz		2009	11.27 (9)	8.80 (14)	20.07 (9)	4.84 (17)	24.91	1.63
15	44	550148	BERZINS Valters		2008	11.21 (7)	8.90 (16)	20.11 (12)	4.99 (23)	25.10	1.82
16	35	900015	NOKYAEM Thotsawat		2008	11.47 (18)	9.04 (18)	20.51 (18)	4.73 (13)	25.24	1.96
17	48	520270	UMUR Bora		2006	11.42 (14)	9.07 (19)	20.49 (17)	4.78 (14)	25.27	1.99
18	63	430995	RAKSZAWSKI Alex		2009	11.44 (16)	9.02 (17)	20.46 (16)	4.92 (19)	25.38	2.10
19	39	780043	LENKUTIS Povilas		2005	11.41 (13)	9.47 (25)	20.88 (20)	4.84 (17)	25.72	2.44
20	46	780052	STUMPF Gintaras		2008	11.77 (23)	9.20 (20)	20.97 (21)	4.92 (19)	25.89	2.61
21	55	431000	SOBOLEWSKI Michal		2009	11.76 (22)	9.27 (21)	21.03 (22)	4.94 (21)	25.97	2.69
22	38	460207	HINTI Rares		2008	11.73 (20)	9.31 (22)	21.04 (23)	5.01 (24)	26.05	2.77
23	59	10002070	BONELLI Luca		2009	11.80 (24)	9.48 (27)	21.28 (25)	4.82 (16)	26.10	2.82
24	60	492748	PEUS CARBONELL Ton		2009	11.92 (25)	8.66 (9)	20.58 (19)	5.56 (30)	26.14	2.86
25	37	550149	PUSNINS Arno		2008	11.75 (21)	9.35 (23)	21.10 (24)	5.09 (25)	26.19	2.91
26	51	590044	RAMOS Manuel		2002	12.14 (27)	9.43 (24)	21.57 (27)	4.94 (21)	26.51	3.23
27	50	230886	MISKOS Efstratios		2008	11.95 (26)	9.47 (25)	21.42 (26)	5.21 (26)	26.63	3.35
28	52	550153	VITOLS Antonijs		2009	12.31 (28)	9.74 (28)	22.05 (28)	5.23 (27)	27.28	4.00
29	62	430994	KUTER Krzysztof		2009	12.33 (29)	9.78 (29)	22.11 (29)	5.30 (29)	27.41	4.13
30	49	550080	KARSENIEKS Arturs		1984	12.62 (30)	10.57 (31)	23.19 (30)	5.26 (28)	28.45	5.17
31	54	590056	VICENTE Joao		2008	12.97 (31)	10.54 (30)	23.51 (31)	5.68 (31)	29.19	5.91

RESULTS RUN 2

Rank	Bib	FIS ID	Name	Nation	Year	Sector 1 (Rank)	Sector 2 (Rank)	Inter 2 (Rank)	Sector 3 (Rank)	Time	Gap
Men											
1	45	550145	PRANCANS Pauls Peteris		2007	10.83 (1)	8.80 (1)	19.63 (1)	4.53 (2)	24.16	
2	43	180966	MARKKANEN Taavi		2006	11.06 (2)	8.82 (2)	19.88 (2)	4.46 (1)	24.34	0.18
3	41	550121	ABELE Gustavs Harijs		2003			20.04 (3)	4.64 (3)	24.68	0.52
4	42	550147	MAZAIS Kriss		2007	11.07 (3)	9.13 (5)	20.20 (4)	4.71 (5)	24.91	0.75
5	64	10002066	CIAPPONI Matteo		2009			20.25 (5)	4.76 (9)	25.01	0.85
5	33	670120	KHOKHLOV Rostislav		2007			20.27 (6)	4.74 (8)	25.01	0.85
7	34	10001350	BELLINI Giacomo		2007	11.53 (4)	9.04 (3)	20.57 (7)	4.76 (9)	25.33	1.17
8	32	550146	MAZAIS Miks		2007			20.67 (8)	4.67 (4)	25.34	1.18
9	47	10001556	NANETTI Giacomo		2008	11.78 (10)	9.04 (3)	20.82 (9)	4.71 (5)	25.53	1.37
10	58	10002083	GUIFFRE Alessandro		2009	11.68 (8)	9.14 (6)	20.82 (9)	4.72 (7)	25.54	1.38
11	40	30000508	DE SERAFINI Iacopo		2008			20.91 (11)	4.79 (11)	25.70	1.54
12	44	550148	BERZINS Valters		2008	11.65 (5)	9.39 (8)	21.04 (12)	4.84 (12)	25.88	1.72
13	56	430998	TRUSKOLASKI Janusz		2009			21.14 (13)	4.88 (14)	26.02	1.86
14	59	10002070	BONELLI Luca		2009	11.67 (6)	9.47 (10)	21.14 (13)	4.93 (16)	26.07	1.91
15	65	10002025	VIELMO Riccardo		2009	11.74 (9)	9.44 (9)	21.18 (16)	4.90 (15)	26.08	1.92
16	35	900015	NOKYAEM Thotsawat		2008	11.81 (11)	9.33 (7)	21.14 (13)	5.00 (17)	26.14	1.98
17	39	780043	LENKUTIS Povilas		2005	11.67 (6)	9.70 (12)	21.37 (17)	4.86 (13)	26.23	2.07
18	37	550149	PUSNINS Arno		2008	11.87 (12)	9.54 (11)	21.41 (18)	5.09 (18)	26.50	2.34
19	38	460207	HINTI Rares		2008	11.98 (13)	9.75 (13)	21.73 (19)	5.10 (19)	26.83	2.67
20	60	492748	PEUS CARBONELL Ton		2009	12.10 (14)	10.16 (15)	22.26 (20)	5.26 (21)	27.52	3.36
21	55	431000	SOBOLEWSKI Michal		2009	12.47 (16)	10.01 (14)	22.48 (21)	5.16 (20)	27.64	3.48
22	49	550080	KARSENIEKS Arturs		1984	12.20 (15)	10.67 (19)	22.87 (22)	5.33 (23)	28.20	4.04
23	52	550153	VITOLS Antonijs		2009	12.60 (17)	10.30 (17)	22.90 (23)	5.34 (24)	28.24	4.08
24	62	430994	KUTER Krzysztof		2009	12.90 (18)	10.17 (16)	23.07 (24)	5.29 (22)	28.36	4.20
25	54	590056	VICENTE Joao		2008	13.09 (19)	10.58 (18)	23.67 (25)	5.43 (25)	29.10	4.94

RANKING AFTER - RUN 2

Rank	Bib	Name	Year	Nation	Category	Run 1 (Rank)	Run 2 (Rank)	Time	Gap
Men									
1	45	PRANCANS Pauls Peteris	2007		U21	23.38 (2)	24.16 (1)	47.54	
2	43	MARKKANEN Taavi	2006		U21	23.28 (1)	24.34 (2)	47.62	0.08
3	41	ABELE Gustavs Harijs	2003		U30	23.99 (4)	24.68 (3)	48.67	1.13
4	64	CIAPPONI Matteo	2009		U18	23.88 (3)	25.01 (5)	48.89	1.35
5	42	MAZAIS Kriss	2007		U21	24.16 (6)	24.91 (4)	49.07	1.53
6	33	KHOKHLOV Rostislav	2007		U21	24.07 (5)	25.01 (5)	49.08	1.54
7	34	BELLINI Giacomo	2007		U21	24.27 (7)	25.33 (7)	49.60	2.06
8	58	GUIFFRE Alessandro	2009		U18	24.45 (8)	25.54 (10)	49.99	2.45
9	47	NANETTI Giacomo	2008		U18	24.66 (9)	25.53 (9)	50.19	2.65
10	32	MAZAIS Miks	2007		U21	24.86 (12)	25.34 (8)	50.20	2.66
11	40	DE SERAFINI Iacopo	2008		U18	24.85 (11)	25.70 (11)	50.55	3.01
12	56	TRUSKOLASKI Janusz	2009		U18	24.91 (14)	26.02 (13)	50.93	3.39
13	65	VIELMO Riccardo	2009		U18	24.89 (13)	26.08 (15)	50.97	3.43
14	44	BERZINS Valters	2008		U18	25.10 (15)	25.88 (12)	50.98	3.44
15	35	NOKYAEM Thotsawat	2008		U18	25.24 (16)	26.14 (16)	51.38	3.84
16	39	LENKUTIS Povilas	2005		U21	25.72 (19)	26.23 (17)	51.95	4.41
17	59	BONELLI Luca	2009		U18	26.10 (23)	26.07 (14)	52.17	4.63
18	37	PUSNINS Arno	2008		U18	26.19 (25)	26.50 (18)	52.69	5.15
19	38	HINTI Rares	2008		U18	26.05 (22)	26.83 (19)	52.88	5.34
20	55	SOBOLEWSKI Michal	2009		U18	25.97 (21)	27.64 (21)	53.61	6.07
21	60	PEUS CARBONELL Ton	2009		U18	26.14 (24)	27.52 (20)	53.66	6.12
22	52	VITOLS Antonijs	2009		U18	27.28 (28)	28.24 (23)	55.52	7.98
23	62	KUTER Krzysztof	2009		U18	27.41 (29)	28.36 (24)	55.77	8.23
24	49	KARSENIEKS Arturs	1984		Mast-A	28.45 (30)	28.20 (22)	56.65	9.11
25	54	VICENTE Joao	2008		U18	29.19 (31)	29.10 (25)	58.29	10.75

RESULTS RUN 3

Rank	Bib	FIS ID	Name	Nation	Year	Sector 1 (Rank)	Sector 2 (Rank)	Inter 2 (Rank)	Sector 3 (Rank)	Time	Gap
Men											
1	45	550145	PRANCANS Pauls Peteris		2007	10.91 (2)	8.26 (1)	19.17 (1)	4.39 (1)	23.56	
2	43	180966	MARKKANEN Taavi		2006	11.17 (5)	8.31 (2)	19.48 (2)	4.46 (2)	23.94	0.38
3	64	10002066	CIAPPONI Matteo		2009	11.16 (4)	8.43 (3)	19.59 (3)	4.48 (3)	24.07	0.51
4	42	550147	MAZAIŠ Kriss		2007	11.10 (3)	8.49 (5)	19.59 (3)	4.55 (6)	24.14	0.58
5	41	550121	ABELE Gustavs Harijs		2003	11.17 (5)	8.51 (6)	19.68 (5)	4.50 (4)	24.18	0.62
6	33	670120	KHOKHLOV Rostislav		2007	11.50 (9)	8.48 (4)	19.98 (6)	4.54 (5)	24.52	0.96
7	34	10001350	BELLINI Giacomo		2007	11.42 (7)	8.57 (7)	19.99 (7)	4.57 (7)	24.56	1.00
8	44	550148	BERZINS Valters		2008	11.44 (8)	8.74 (8)	20.18 (8)	4.59 (8)	24.77	1.21
9	47	10001556	NANETTI Giacomo		2008	11.53 (10)	8.83 (10)	20.36 (9)	4.67 (9)	25.03	1.47
10	40	30000508	DE SERAFINI Iacopo		2008	11.61 (12)	8.76 (9)	20.37 (10)	4.70 (11)	25.07	1.51
11	32	550146	MAZAIŠ Miks		2007	11.62 (13)	8.86 (11)	20.48 (11)	4.67 (9)	25.15	1.59
12	56	430998	TRUSKOLASKI Janusz		2009	11.56 (11)	8.93 (12)	20.49 (12)	4.74 (12)	25.23	1.67
13	65	10002025	VIELMO Riccardo		2009	11.95 (14)	9.02 (13)	20.97 (13)	4.85 (14)	25.82	2.26
14	35	900015	NOKYAEM Thotsawat		2008	12.01 (15)	9.21 (14)	21.22 (14)	4.77 (13)	25.99	2.43
15	60	492748	PEUS CARBONELL Ton		2009	12.15 (17)	9.68 (16)	21.83 (16)	5.04 (15)	26.87	3.31
16	38	460207	HINTI Rares		2008	12.16 (18)	9.60 (15)	21.76 (15)	5.13 (16)	26.89	3.33
17	52	550153	VITOLS Antonijs		2009	8.37 (1)	13.71 (19)	22.08 (17)	5.25 (17)	27.33	3.77
18	49	550080	KARSENIEKS Arturs		1984	12.05 (16)	10.10 (18)	22.15 (18)	5.41 (19)	27.56	4.00
19	62	430994	KUTER Krzysztof		2009	12.83 (19)	9.88 (17)	22.71 (19)	5.30 (18)	28.01	4.45