

## COMPETITION JURY

TECHNICAL DELEGATE	BIKULC Arturas	(LTU)
CHIEF OF RACE	GRISKAITIS Mindaugas	(LTU)
REFEREE	IVANAUSKAS Saulius	(LTU)
START REFEREE	MIKULENS Juris	(LAT)
FINISH REFEREE	MELVERS Frenks	(LAT)

## WEATHER

CONDITIONS	Indor
SNOW	Hard/Ice
AIR TEMPERATURE	START : -3.0 °C
	FINISH : -3.0 °C

## Run 2

COURSESETTER	KORDE Janis	(LAT)
--------------	-------------	-------

- C -	KAUSIUS Kristupas	(LTU)
- D -	VIGELIS Robertas	(LTU)
- E -	OLINS Miks	(LAT)

COURSE	Snow Arena
START	148 m
FINISH	89 m
DROP	59 m
HOMOLOGATION	14574/09/22
GATES	30
DIRECTIONS	29
STARTING TIME	13:55

## Run 3

COURSESETTER	GASUNA Lelde	(LAT)
--------------	--------------	-------

- C -	KAUSIUS Kristupas	(LTU)
- D -	VIGELIS Robertas	(LTU)
- E -	OLINS Miks	(LAT)

COURSE	Snow Arena
START	148 m
FINISH	89 m
DROP	59 m
HOMOLOGATION	14574/09/22
GATES	31
DIRECTIONS	29
STARTING TIME	14:55

LIST n°926 APPLIED PENALTY: 60.10 CALCULATED PENALTY: 60.10  
Number of competitors: 34, Number of NSA: 13



F = 730

Rank	Bib	FIS ID	Name	Nation	Year	Category	Run 1 (Rank)	Run 2 (Rank)	Run 3 (Rank)	Time	Gap	Points
------	-----	--------	------	--------	------	----------	--------------	--------------	--------------	------	-----	--------

## Men

1	135	550121	ABELE Gustavs Harijs		2003	U30	23.54 (1)	24.16 (1)	23.97 (1)	1:11.67		60.10
2	134	670120	KHOKHLOV Rostislav		2007	U21	23.85 (3)	24.67 (2)	24.11 (2)	1:12.63	0.96	69.88
3	156	10002066	CIAPPONI Matteo		2009	U18	23.76 (2)	24.88 (3)	24.16 (4)	1:12.80	1.13	71.61
4	161	10002083	GUIFFRE Alessandro		2009	U18	23.91 (5)	25.08 (6)	24.15 (3)	1:13.14	1.47	75.07
5	133	550147	MAZAISS Kriss		2007	U21	23.86 (4)	24.92 (5)	24.37 (5)	1:13.15	1.48	75.17
6	144	10001350	BELLINI Giacomo		2007	U21	24.03 (6)	24.91 (4)	24.40 (6)	1:13.34	1.67	77.11
7	141	550146	MAZAISS Miks		2007	U21	24.45 (8)	25.30 (7)	24.62 (7)	1:14.37	2.70	87.60
8	143	10001556	NANETTI Giacomo		2008	U18	24.27 (7)	26.21 (12)	24.96 (8)	1:15.44	3.77	98.50
9	160	430998	TRUSKOLASKI Janusz		2009	U18	24.62 (9)	25.94 (10)	25.24 (9)	1:15.80	4.13	102.17
10	162	430995	RAKSZAWSKI Alex		2009	U18	24.95 (12)	25.70 (8)	25.31 (11)	1:15.96	4.29	103.80
11	158	10002024	FRANCESCUTTI Davide		2009	U18	24.92 (11)	26.26 (13)	25.25 (10)	1:16.43	4.76	108.58
12	146	520270	UMUR Bora		2006	U21	25.09 (13)	25.85 (9)	25.51 (12)	1:16.45	4.78	108.79
13	137	900015	NOKYAEM Thotsawat		2008	U18	25.28 (14)	25.98 (11)	25.76 (13)	1:17.02	5.35	114.59
14	159	430983	WALICHNOWSKI Michal		2008	U18	26.23 (15)	27.10 (15)	25.96 (14)	1:19.29	7.62	137.71
15	163	431000	SOBOLEWSKI Michal		2009	U18	26.65 (17)	27.11 (16)	26.94 (16)	1:20.70	9.03	152.08
16	149	590044	RAMOS Manuel		2002	U30	27.18 (19)	27.09 (14)	26.59 (15)	1:20.86	9.19	153.71
17	147	550080	KARSENIEKS Arturs		1984	Mast-A	27.06 (18)	27.39 (17)	27.41 (18)	1:21.86	10.19	163.89
18	150	550153	VITOLS Antonijs		2009	U18	26.64 (16)	27.87 (18)	27.56 (19)	1:22.07	10.40	166.03
19	164	430994	KUTER Krzysztof		2009	U18	27.40 (20)	28.00 (19)	27.17 (17)	1:22.57	10.90	171.12

Did Not Finish - Run 1 (3)


132	550149	PUSNINS Arno		2008	U18
138	390058	RIITSALU Renet		2006	U21
157	10002070	BONELLI Luca		2009	U18

Disqualified - Run 1 (11)

131	30000508	DE SERAFINI Iacopo		2008	U18
-----	----------	--------------------	---	------	-----


Rank	Bib	FIS ID	Name	Nation	Year	Category	Run 1 (Rank)	Run 2 (Rank)	Run 3 (Rank)	Time	Gap	Points
136	180966		<b>MARKKANEN Taavi</b>		2006	U21						
139	550145		<b>PRANCANS Pauls Peteris</b>		2007	U21						
140	550151		<b>TRAPANS Nils Neo</b>		2008	U18						
142	460207		<b>HINTI Rares</b>		2008	U18						
145	550148		<b>BERZINS Valters</b>		2008	U18						
148	230886		<b>MISKOS Efstratios</b>		2008	U18						
152	590056		<b>VICENTE Joao</b>		2008	U18						
153	10002025		<b>VIELMO Riccardo</b>		2009	U18						
154	492748		<b>PEUS CARBONELL Ton</b>		2009	U18						
155	780040		<b>CIUKSYS Arunas</b>		1985	Mast-A						

Did Not Finish - Run 2 (1)

151	780053		<b>KAUSIUS Danielius</b>		2008	U18	24.79					
-----	--------	--	--------------------------	---	------	-----	-------	--	--	--	--	--

Rank	Bib	FIS ID	Name	Nation	Year	List points	Best 5	Race points
Best 10 at finish								
1	135	550121	ABELE Gustavs Harijs		2003	56.81	56.81	0.00
2	134	670120	KHOKHLOV Rostislav		2007	62.35	62.35	9.78
3	156	10002066	CIAPPONI Matteo		2009	-,--	-	-
4	161	10002083	GUIFFRE Alessandro		2009	-,--	-	-
5	133	550147	MAZAIS Kriss		2007	66.80	66.80	15.07
6	144	10001350	BELLINI Giacomo		2007	92.12	92.12	17.01
7	141	550146	MAZAIS Miks		2007	79.85	79.85	27.50
8	143	10001556	NANETTI Giacomo		2008	143.42	-	-
9	160	430998	TRUSKOLASKI Janusz		2009	-,--	-	-
10	162	430995	RAKSZAWSKI Alex		2009	-,--	-	-

## Best 5 at start

1	135	550121	ABELE Gustavs Harijs		2003	56.81	
DSQ	139	550145	PRANCANS Pauls Peteris		2007	60.00	
2	134	670120	KHOKHLOV Rostislav		2007	62.35	
DSQ	140	550151	TRAPANS Nils Neo		2008	66.51	
5	133	550147	MAZAIS Kriss		2007	66.80	

(DNF: Did Not Finish, DSQ: Disqualified)


## TOTAL

(B) List points of best 5 at start	312.47	
(A) List points of the best 5 to finish in top 10		357.93
(C) Race points of corresponding competitors		69.36

Calculated penalty (A + B - C) = 601.04 / 10	60.10
Correction value (Z)	0.00
Category adder	0.00
Applied penalty	60.10

Timing



Rank	Bib	FIS ID	Name	Nation	Year	Sector 1 (Rank)	Sector 2 (Rank)	Inter 2 (Rank)	Sector 3 (Rank)	Time	Gap
<b>Men</b>											
1	135	550121	ABELE Gustavs Harijs		2003	11.11 (2)	8.07 (1)	19.18 (1)	4.36 (2)	<b>23.54</b>	
2	156	10002066	CIAPPONI Matteo		2009	11.27 (4)	8.14 (3)	19.41 (3)	4.35 (1)	<b>23.76</b>	0.22
3	134	670120	KHOKHLOV Rostislav		2007	11.24 (3)	8.17 (4)	19.41 (3)	4.44 (4)	<b>23.85</b>	0.31
4	133	550147	MAZAIŠ Kriss		2007	11.08 (1)	8.27 (6)	19.35 (2)	4.51 (7)	<b>23.86</b>	0.32
5	161	10002083	GUIFFRE Alessandro		2009	11.41 (7)	8.12 (2)	19.53 (5)	4.38 (3)	<b>23.91</b>	0.37
6	144	10001350	BELLINI Giacomo		2007	11.38 (6)	8.21 (5)	19.59 (6)	4.44 (4)	<b>24.03</b>	0.49
7	143	10001556	NANETTI Giacomo		2008	11.37 (5)	8.39 (7)	19.76 (7)	4.51 (7)	<b>24.27</b>	0.73
8	141	550146	MAZAIŠ Miks		2007	11.41 (7)	8.52 (10)	19.93 (8)	4.52 (9)	<b>24.45</b>	0.91
9	160	430998	TRUSKOLASKI Janusz		2009	11.63 (11)	8.51 (8)	20.14 (10)	4.48 (6)	<b>24.62</b>	1.08
10	151	780053	KAUSIUS Danielius		2008	11.58 (9)	8.53 (11)	20.11 (9)	4.68 (13)	<b>24.79</b>	1.25
11	158	10002024	FRANCESCUTTI Davide		2009	11.76 (13)	8.51 (8)	20.27 (11)	4.65 (11)	<b>24.92</b>	1.38
12	162	430995	RAKSZAWSKI Alex		2009	11.72 (12)	8.60 (12)	20.32 (12)	4.63 (10)	<b>24.95</b>	1.41
13	146	520270	UMUR Bora		2006	11.60 (10)	8.81 (14)	20.41 (13)	4.68 (13)	<b>25.09</b>	1.55
14	137	900015	NOKYAEM Thotsawat		2008	11.81 (14)	8.66 (13)	20.47 (14)	4.81 (15)	<b>25.28</b>	1.74
15	159	430983	WALICHNOWSKI Michal		2008	12.15 (15)	9.06 (15)	21.21 (15)	5.02 (19)	<b>26.23</b>	2.69
16	150	550153	VITOLS Antonijs		2009	12.41 (17)	9.28 (18)	21.69 (16)	4.95 (17)	<b>26.64</b>	3.10
17	163	431000	SOBOLEWSKI Michal		2009	12.54 (18)	9.24 (17)	21.78 (17)	4.87 (16)	<b>26.65</b>	3.11
18	147	550080	KARSENIEKS Arturs		1984	12.31 (16)	9.63 (20)	21.94 (18)	5.12 (20)	<b>27.06</b>	3.52
19	149	590044	RAMOS Manuel		2002	13.39 (20)	9.13 (16)	22.52 (20)	4.66 (12)	<b>27.18</b>	3.64
20	164	430994	KUTER Krzysztof		2009	12.92 (19)	9.47 (19)	22.39 (19)	5.01 (18)	<b>27.40</b>	3.86

Rank	Bib	FIS ID	Name	Nation	Year	Sector 1 (Rank)	Sector 2 (Rank)	Inter 2 (Rank)	Sector 3 (Rank)	Time	Gap
<b>Men</b>											
1	135	550121	ABELE Gustavs Harijs		2003	11.29 (1)	8.35 (1)	19.64 (1)	4.52 (3)	<b>24.16</b>	
2	134	670120	KHOKHLOV Rostislav		2007	11.55 (2)	8.61 (3)	20.16 (2)	4.51 (2)	<b>24.67</b>	0.51
3	156	10002066	CIAPPONI Matteo		2009	11.66 (4)	8.57 (2)	20.23 (3)	4.65 (6)	<b>24.88</b>	0.72
4	144	10001350	BELLINI Giacomo		2007	11.66 (4)	8.63 (4)	20.29 (4)	4.62 (4)	<b>24.91</b>	0.75
5	133	550147	MAZAIS Kriss		2007	11.56 (3)	8.74 (6)	20.30 (5)	4.62 (4)	<b>24.92</b>	0.76
6	161	10002083	GUIFFRE Alessandro		2009	11.91 (9)	8.67 (5)	20.58 (6)	4.50 (1)	<b>25.08</b>	0.92
7	141	550146	MAZAIS Miks		2007	11.79 (6)	8.84 (8)	20.63 (7)	4.67 (7)	<b>25.30</b>	1.14
8	162	430995	RAKSZAWSKI Alex		2009	11.88 (8)	9.07 (11)	20.95 (8)	4.75 (9)	<b>25.70</b>	1.54
9	146	520270	UMUR Bora		2006	11.85 (7)	9.22 (13)	21.07 (9)	4.78 (11)	<b>25.85</b>	1.69
10	160	430998	TRUSKOLASKI Janusz		2009	12.24 (12)	8.95 (9)	21.19 (11)	4.75 (9)	<b>25.94</b>	1.78
11	137	900015	NOKYAEM Thotsawat		2008	12.12 (11)	9.05 (10)	21.17 (10)	4.81 (13)	<b>25.98</b>	1.82
12	143	10001556	NANETTI Giacomo		2008	12.67 (16)	8.83 (7)	21.50 (13)	4.71 (8)	<b>26.21</b>	2.05
13	158	10002024	FRANCESCUTTI Davide		2009	12.37 (14)	9.09 (12)	21.46 (12)	4.80 (12)	<b>26.26</b>	2.10
14	149	590044	RAMOS Manuel		2002	12.76 (17)	9.44 (14)	22.20 (17)	4.89 (14)	<b>27.09</b>	2.93
15	159	430983	WALICHNOWSKI Michal		2008	12.35 (13)	9.69 (16)	22.04 (15)	5.06 (15)	<b>27.10</b>	2.94
16	163	431000	SOBOLEWSKI Michal		2009	12.43 (15)	9.62 (15)	22.05 (16)	5.06 (15)	<b>27.11</b>	2.95
17	147	550080	KARSENIEKS Arturs		1984	12.07 (10)	9.91 (19)	21.98 (14)	5.41 (19)	<b>27.39</b>	3.23
18	150	550153	VITOLS Antonijs		2009	12.96 (18)	9.75 (17)	22.71 (18)	5.16 (18)	<b>27.87</b>	3.71
19	164	430994	KUTER Krzysztof		2009	13.15 (19)	9.75 (17)	22.90 (19)	5.10 (17)	<b>28.00</b>	3.84

Rank	Bib	Name	Year	Nation	Category	Run 1 (Rank)	Run 2 (Rank)	Time	Gap
<b>Men</b>									
1	135	ABELE Gustavs Harijs	2003		U30	23.54 (1)	24.16 (1)	<b>47.70</b>	
2	134	KHOKHLOV Rostislav	2007		U21	23.85 (3)	24.67 (2)	<b>48.52</b>	0.82
3	156	CIAPPONI Matteo	2009		U18	23.76 (2)	24.88 (3)	<b>48.64</b>	0.94
4	133	MAZAIŠ Kriss	2007		U21	23.86 (4)	24.92 (5)	<b>48.78</b>	1.08
5	144	BELLINI Giacomo	2007		U21	24.03 (6)	24.91 (4)	<b>48.94</b>	1.24
6	161	GUIFFRE Alessandro	2009		U18	23.91 (5)	25.08 (6)	<b>48.99</b>	1.29
7	141	MAZAIŠ Miks	2007		U21	24.45 (8)	25.30 (7)	<b>49.75</b>	2.05
8	143	NANETTI Giacomo	2008		U18	24.27 (7)	26.21 (12)	<b>50.48</b>	2.78
9	160	TRUSKOLASKI Janusz	2009		U18	24.62 (9)	25.94 (10)	<b>50.56</b>	2.86
10	162	RAKSZAWSKI Alex	2009		U18	24.95 (12)	25.70 (8)	<b>50.65</b>	2.95
11	146	UMUR Bora	2006		U21	25.09 (13)	25.85 (9)	<b>50.94</b>	3.24
12	158	FRANCESCUTTI Davide	2009		U18	24.92 (11)	26.26 (13)	<b>51.18</b>	3.48
13	137	NOKYAEM Thotsawat	2008		U18	25.28 (14)	25.98 (11)	<b>51.26</b>	3.56
14	159	WALICHNOWSKI Michal	2008		U18	26.23 (15)	27.10 (15)	<b>53.33</b>	5.63
15	163	SOBOLEWSKI Michal	2009		U18	26.65 (17)	27.11 (16)	<b>53.76</b>	6.06
16	149	RAMOS Manuel	2002		U30	27.18 (19)	27.09 (14)	<b>54.27</b>	6.57
17	147	KARSENIEKS Arturs	1984		Mast-A	27.06 (18)	27.39 (17)	<b>54.45</b>	6.75
18	150	VITOLS Antonijs	2009		U18	26.64 (16)	27.87 (18)	<b>54.51</b>	6.81
19	164	KUTER Krzysztof	2009		U18	27.40 (20)	28.00 (19)	<b>55.40</b>	7.70

Rank	Bib	FIS ID	Name	Nation	Year	Sector 1 (Rank)	Sector 2 (Rank)	Inter 2 (Rank)	Sector 3 (Rank)	Time	Gap
<b>Men</b>											
1	135	550121	ABELE Gustavs Harijs		2003	11.16 (1)	8.40 (3)	19.56 (1)	4.41 (2)	<b>23.97</b>	
2	134	670120	KHOKHLOV Rostislav		2007	11.41 (4)	8.32 (2)	19.73 (3)	4.38 (1)	<b>24.11</b>	0.14
3	161	10002083	GUIFFRE Alessandro		2009	11.42 (5)	8.31 (1)	19.73 (3)	4.42 (3)	<b>24.15</b>	0.18
4	156	10002066	CIAPPONI Matteo		2009	11.20 (2)	8.52 (5)	19.72 (2)	4.44 (4)	<b>24.16</b>	0.19
5	133	550147	MAZAIŠ Kriss		2007	11.26 (3)	8.61 (7)	19.87 (5)	4.50 (7)	<b>24.37</b>	0.40
6	144	10001350	BELLINI Giacomo		2007	11.42 (5)	8.49 (4)	19.91 (6)	4.49 (5)	<b>24.40</b>	0.43
7	141	550146	MAZAIŠ Miks		2007	11.54 (7)	8.59 (6)	20.13 (7)	4.49 (5)	<b>24.62</b>	0.65
8	143	10001556	NANETTI Giacomo		2008	11.65 (9)	8.64 (8)	20.29 (8)	4.67 (10)	<b>24.96</b>	0.99
9	160	430998	TRUSKOLASKI Janusz		2009	11.79 (10)	8.81 (10)	20.60 (9)	4.64 (9)	<b>25.24</b>	1.27
10	158	10002024	FRANCESCUTTI Davide		2009	11.89 (12)	8.76 (9)	20.65 (11)	4.60 (8)	<b>25.25</b>	1.28
11	162	430995	RAKSZAWSKI Alex		2009	11.80 (11)	8.84 (11)	20.64 (10)	4.67 (10)	<b>25.31</b>	1.34
12	146	520270	UMUR Bora		2006	11.63 (8)	9.04 (13)	20.67 (12)	4.84 (14)	<b>25.51</b>	1.54
13	137	900015	NOKYAEM Thotsawat		2008	12.01 (13)	9.04 (13)	21.05 (13)	4.71 (12)	<b>25.76</b>	1.79
14	159	430983	WALICHNOWSKI Michal		2008	12.26 (14)	8.94 (12)	21.20 (14)	4.76 (13)	<b>25.96</b>	1.99
15	149	590044	RAMOS Manuel		2002	12.53 (17)				<b>26.59</b>	2.62
16	163	431000	SOBOLEWSKI Michal		2009	12.39 (15)	9.58 (16)	21.97 (15)	4.97 (15)	<b>26.94</b>	2.97
17	164	430994	KUTER Krzysztof		2009	12.64 (18)	9.55 (15)	22.19 (16)	4.98 (16)	<b>27.17</b>	3.20
18	147	550080	KARSENIEKS Arturs		1984	12.41 (16)	9.92 (18)	22.33 (17)	5.08 (18)	<b>27.41</b>	3.44
19	150	550153	VITOLS Antonijs		2009	12.77 (19)	9.80 (17)	22.57 (18)	4.99 (17)	<b>27.56</b>	3.59