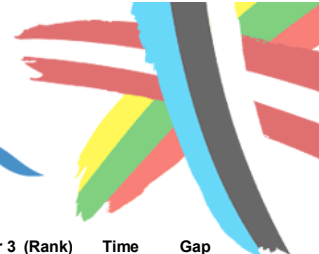


# Baltic Cup 2013

## Slalom (Youth Women)

### Sector ranking for run 1



Rank	Bib	Name	Year	Categ (Rank)	Nation	Club	Sector 1 (Rank)	Sector 2 (Rank)	Sector 3 (Rank)	Time	Gap
1	12	GEDRA Zanete	1999	U14 (1)	LAT	Ziemelpols / SSS	15.09 (1)	15.00 (1)	12.24 (2)	<b>42.33</b>	
2	24	GASUNA Evelina	1997	U16 (1)	LAT	Ziemelpols / SSS	15.28 (2)	15.27 (2)	11.92 (1)	<b>42.47</b>	0.14
3	26	STERNA Elizabete Liene	1998	U16 (2)	LAT	Merkurs	16.09 (3)	15.59 (3)	12.87 (3)	<b>44.55</b>	2.22
4	14	PILDINA Ieva	1999	U14 (2)	LAT	Apex	16.32 (5)	16.16 (4)	13.47 (6)	<b>45.95</b>	3.62
5	20	KARSON Anna-Liis	1997	U16 (3)	EST	V-Munamagi	16.16 (4)	16.74 (7)	13.16 (5)	<b>46.06</b>	3.73
6	15	IRBE Arta	1999	U14 (3)	LAT	ASI Ski-box	16.82 (6)	16.54 (5)	14.27 (9)	<b>47.63</b>	5.30
7	22	PILIPONYTE Greta	1997	U16 (4)	LTU	Alpiu aidas	17.06 (7)	17.77 (11)	13.70 (7)	<b>48.53</b>	6.20
8	27	KUPCA Katrina	1997	U16 (5)	LAT	Traverss-V	17.18 (8)	17.66 (9)	14.01 (8)	<b>48.85</b>	6.52
9	2	KRASTINA Rezija	2001	U12 (1)	LAT	Pantera / SSS	17.19 (9)	17.39 (8)	14.30 (10)	<b>48.88</b>	6.55
10	8	MURNIECE Helena	2001	U12 (2)	LAT	Apex	17.34 (10)	17.73 (10)	15.01 (14)	<b>50.08</b>	7.75
11	3	BURKOVSKA Betija	2001	U12 (3)	LAT	Virsozne	18.09 (13)	17.82 (12)	14.90 (12)	<b>50.81</b>	8.48
12	4	BERZINA Laura	2001	U12 (4)	LAT	Virsozne	17.80 (11)	18.30 (13)	14.95 (13)	<b>51.05</b>	8.72
13	16	SAKOVICA Agnese Marija	2000	U14 (4)	LAT	Pantera / SSS	17.83 (12)	18.73 (15)	14.89 (11)	<b>51.45</b>	9.12
14	1	PIHO Carmen	2001	U12 (5)	EST	V-Munamagi	18.16 (14)	18.58 (14)	15.21 (15)	<b>51.95</b>	9.62
15	28	STEPINA Madara	1998	U16 (6)	LAT	Ziemelpols	18.19 (15)	18.75 (16)	15.34 (16)	<b>52.28</b>	9.95
16	21	NEZBORTE Elina Sabine	1998	U16 (7)	LAT	Pantera / SSS	22.98 (22)	16.58 (6)	13.12 (4)	<b>52.68</b>	10.35
17	9	GRAMATNIECE Karina Hedviga	2002	U12 (6)	LAT	Rigas Favorits	18.82 (17)	18.88 (17)	15.97 (18)	<b>53.67</b>	11.34
18	23	URMAN Liis	1997	U16 (8)	EST	V-Munamagi	18.46 (16)	19.48 (19)	16.75 (20)	<b>54.69</b>	12.36
19	11	BERGMANE Krista	2001	U12 (7)	LAT	Apex	20.20 (19)	20.63 (21)	17.80 (24)	<b>58.63</b>	16.30
20	25	VAHENOMM Triinu	1998	U16 (9)	EST	Maesusakool	19.99 (18)	21.46 (23)	17.74 (23)	<b>59.19</b>	16.86
21	18	ANDERSONE Luize Marta	2000	U14 (5)	LAT	Snowfeel	21.02 (21)	21.41 (22)	16.95 (21)	<b>59.38</b>	17.05
22	10	DZELME Katrina	2002	U12 (8)	LAT	Virsozne	20.41 (20)	22.01 (24)	17.63 (22)	<b>1:00.05</b>	17.72
23	6	TREKTERE Katrina Lina	2001	U12 (9)	LAT	Apex	28.00 (23)	19.33 (18)	15.93 (17)	<b>1:03.26</b>	20.93
24	17	AVERCENKO Elza Liva	1999	U14 (6)	LAT	Rigas Favorits	31.68 (24)	19.48 (19)	16.25 (19)	<b>1:07.41</b>	25.08

#### Did Not Finish (1)

19	JANSONE Marta	1999	U14	LAT	Kore
----	---------------	------	-----	-----	------

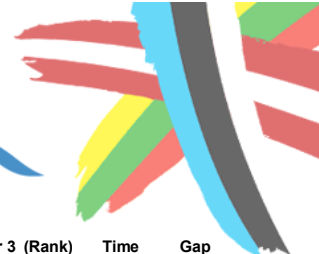
#### Disqualified (3)

5	LACE Karlina	2002	U12	LAT	Ziemelpols
7	VEJINA Sintija Keita	2001	U12	LAT	Apex
13	AUGUSTAITYTE Egle	1999	U14	LTU	Alpiu aidas

# Baltic Cup 2013

## Slalom (Youth Women)

### Sector ranking for run 2



Rank	Bib	Name	Year	Categ (Rank)	Nation	Club	Sector 1 (Rank)	Sector 2 (Rank)	Sector 3 (Rank)	Time	Gap
1	12	GEDRA Zanete	1999	U14 (1)	LAT	Ziemelpols / SSS	15.03 (1)	14.61 (1)	12.08 (1)	<b>41.72</b>	
2	24	GASUNA Evelina	1997	U16 (1)	LAT	Ziemelpols / SSS	15.07 (2)	15.14 (2)	12.10 (2)	<b>42.31</b>	0.59
3	21	NEZBORTE Elina Sabine	1998	U16 (2)	LAT	Pantera / SSS	15.41 (3)	15.71 (3)	13.21 (4)	<b>44.33</b>	2.61
4	26	STERNA Elizabete Liene	1998	U16 (3)	LAT	Merkurs	16.00 (4)	15.95 (4)	13.13 (3)	<b>45.08</b>	3.36
5	20	KARSON Anna-Liis	1997	U16 (4)	EST	V-Munamagi	16.10 (5)	16.67 (6)	13.40 (5)	<b>46.17</b>	4.45
6	14	PILDINA Ieva	1999	U14 (2)	LAT	Apex	16.30 (6)	16.23 (5)	14.14 (6)	<b>46.67</b>	4.95
7	27	KUPCA Katrina	1997	U16 (5)	LAT	Traverss-V	16.44 (7)	17.00 (7)	14.33 (7)	<b>47.77</b>	6.05
8	2	KRASTINA Rezija	2001	U12 (1)	LAT	Pantera / SSS	16.98 (9)	17.32 (8)	14.75 (8)	<b>49.05</b>	7.33
9	8	MURNIECE Helena	2001	U12 (2)	LAT	Apex	16.97 (8)	17.71 (9)	15.07 (12)	<b>49.75</b>	8.03
10	3	BURKOVSKA Betija	2001	U12 (3)	LAT	Virsozne	17.11 (10)	18.29 (12)	14.86 (10)	<b>50.26</b>	8.54
11	28	STEPINA Madara	1998	U16 (6)	LAT	Ziemelpols	17.84 (13)	17.90 (11)	14.96 (11)	<b>50.70</b>	8.98
12	4	BERZINA Laura	2001	U12 (4)	LAT	Virsozne	17.83 (12)	17.82 (10)	15.25 (13)	<b>50.90</b>	9.18
13	16	SAKOVICA Agnese Marija	2000	U14 (3)	LAT	Pantera / SSS	17.56 (11)	19.21 (15)	14.77 (9)	<b>51.54</b>	9.82
14	1	PIHO Carmen	2001	U12 (5)	EST	V-Munamagi	18.34 (15)	19.05 (13)	16.14 (14)	<b>53.53</b>	11.81
15	23	URMAN Liis	1997	U16 (7)	EST	V-Munamagi	18.29 (14)	19.27 (16)	16.48 (15)	<b>54.04</b>	12.32
16	9	GRAMATNIECE Karlina Hedviga	2002	U12 (6)	LAT	Rigas Favorits	19.07 (17)	19.20 (14)	17.02 (16)	<b>55.29</b>	13.57
17	6	TREKTERE Katrina Lina	2001	U12 (7)	LAT	Apex	18.93 (16)	19.77 (17)	17.22 (17)	<b>55.92</b>	14.20
18	25	VAHENOMM Triinu	1998	U16 (8)	EST	Maesusakool	19.14 (18)	21.13 (21)	17.79 (18)	<b>58.06</b>	16.34
19	18	ANDERSONE Luize Marta	2000	U14 (4)	LAT	Snowfeel	19.95 (20)	20.84 (19)	17.90 (19)	<b>58.69</b>	16.97
20	10	DZELME Katrina	2002	U12 (8)	LAT	Virsozne	19.38 (19)	20.42 (18)	18.94 (21)	<b>58.74</b>	17.02
21	11	BERGMANE Krista	2001	U12 (9)	LAT	Apex	19.99 (21)	20.91 (20)	18.61 (20)	<b>59.51</b>	17.79

#### Did Not Finish (2)

15	IRBE Arta	1999	U14	LAT	ASI Ski-box
22	PILIPONYTE Greta	1997	U16	LTU	Alpiu aidas

#### Disqualified (1)

17	AVERCENKO Elza Liva	1999	U14	LAT	Rigas Favorits
----	---------------------	------	-----	-----	----------------

# Baltic Cup 2013

## Slalom (Youth Women)

### Ranking after both runs



Rank	Bib	Name	Year	Categ	(Rank)	Nation	Club	Run 1 (Rank)	Run 2 (Rank)	Time	Gap
1	12	GEDRA Zanete	1999	U14	(1)	LAT	Ziemelpols / SSS	42.33 (1)	41.72 (1)	<b>1:24.05</b>	
2	24	GASUNA Evelina	1997	U16	(1)	LAT	Ziemelpols / SSS	42.47 (2)	42.31 (2)	<b>1:24.78</b>	0.73
3	26	STERNA Elizabete Liene	1998	U16	(2)	LAT	Merkurs	44.55 (3)	45.08 (4)	<b>1:29.63</b>	5.58
4	20	KARSON Anna-Liis	1997	U16	(3)	EST	V-Munamagi	46.06 (5)	46.17 (5)	<b>1:32.23</b>	8.18
5	14	PILDINA Ieva	1999	U14	(2)	LAT	Apex	45.95 (4)	46.67 (6)	<b>1:32.62</b>	8.57
6	27	KUPCA Katrina	1997	U16	(4)	LAT	Traverss-V	48.85 (8)	47.77 (7)	<b>1:36.62</b>	12.57
7	21	NEZBORTE Elina Sabine	1998	U16	(5)	LAT	Pantera / SSS	52.68 (16)	44.33 (3)	<b>1:37.01</b>	12.96
8	2	KRASTINA Rezija	2001	U12	(1)	LAT	Pantera / SSS	48.88 (9)	49.05 (8)	<b>1:37.93</b>	13.88
9	8	MURNIECE Helena	2001	U12	(2)	LAT	Apex	50.08 (10)	49.75 (9)	<b>1:39.83</b>	15.78
10	3	BURKOVSKA Betija	2001	U12	(3)	LAT	Virsozne	50.81 (11)	50.26 (10)	<b>1:41.07</b>	17.02
11	4	BERZINA Laura	2001	U12	(4)	LAT	Virsozne	51.05 (12)	50.90 (12)	<b>1:41.95</b>	17.90
12	28	STEPINA Madara	1998	U16	(6)	LAT	Ziemelpols	52.28 (15)	50.70 (11)	<b>1:42.98</b>	18.93
13	16	SAKOVICA Agnese Marija	2000	U14	(3)	LAT	Pantera / SSS	51.45 (13)	51.54 (13)	<b>1:42.99</b>	18.94
14	1	PIHO Carmen	2001	U12	(5)	EST	V-Munamagi	51.95 (14)	53.53 (14)	<b>1:45.48</b>	21.43
15	23	URMAN Liis	1997	U16	(7)	EST	V-Munamagi	54.69 (18)	54.04 (15)	<b>1:48.73</b>	24.68
16	9	GRAMATNIECE Karlina Hedviga	2002	U12	(6)	LAT	Rigas Favorits	53.67 (17)	55.29 (16)	<b>1:48.96</b>	24.91
17	25	VAHENOMM Triinu	1998	U16	(8)	EST	Maesusakool	59.19 (20)	58.06 (18)	<b>1:57.25</b>	33.20
18	18	ANDERSONE Luize Marta	2000	U14	(4)	LAT	Snowfeel	59.38 (21)	58.69 (19)	<b>1:58.07</b>	34.02
19	11	BERGMANE Krista	2001	U12	(7)	LAT	Apex	58.63 (19)	59.51 (21)	<b>1:58.14</b>	34.09
20	10	DZELME Katrina	2002	U12	(8)	LAT	Virsozne	1:00.05 (22)	58.74 (20)	<b>1:58.79</b>	34.74
21	6	TREKTERE Katrina Lina	2001	U12	(9)	LAT	Apex	1:03.26 (23)	55.92 (17)	<b>1:59.18</b>	35.13

#### Did Not Finish - Run 1 (1)

19	JANSONE Marta	1999	U14	LAT	Kore
----	---------------	------	-----	-----	------

#### Disqualified - Run 1 (3)

5	LACE Karlina	2002	U12	LAT	Ziemelpols
7	VEJINA Sintija Keita	2001	U12	LAT	Apex
13	AUGUSTAITYTE Egle	1999	U14	LTU	Alpiu aidas

#### Did Not Finish - Run 2 (2)

15	IRBE Arta	1999	U14	LAT	ASI Ski-box	47.63 (6)
22	PILIPONYTE Greta	1997	U16	LTU	Alpiu aidas	48.53 (7)

#### Disqualified - Run 2 (1)

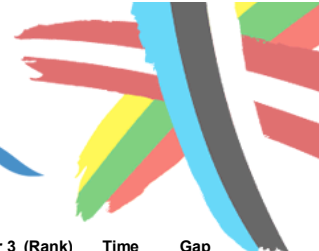
17	AVERCENKO Elza Liva	1999	U14	LAT	Rigas Favorits	1:07.41 (24)
----	---------------------	------	-----	-----	----------------	--------------

RECAP	1st RUN	2nd RUN	
Records :			28
Did Not Start :	0	0	0
Did Not Finish :	1	2	3
Disqualified :	3	1	4
Did Not Qualify for 2nd RUN :		0	0
At Finish :			21

# Baltic Cup 2013

## Slalom (Youth Men)

### Sector ranking for run 1



Rank	Bib	Name	Year	Categ (Rank)	Nation	Club	Sector 1 (Rank)	Sector 2 (Rank)	Sector 3 (Rank)	Time	Gap
1	25	GEDRA Zaks	1998	U16 (1)	LAT	Ziemelpols / SSS	14.38 (1)	13.88 (1)	11.31 (1)	<b>39.57</b>	
2	27	RUBENIS Klavs	1997	U16 (2)	LAT	Pantera	14.85 (2)	14.58 (2)	12.08 (4)	<b>41.51</b>	1.94
3	31	ZVEJNIEKS Davis	1998	U16 (3)	LAT	Virsozne	15.07 (4)	14.63 (3)	12.03 (3)	<b>41.73</b>	2.16
4	28	OPMANIS Elvis	1997	U16 (4)	LAT	Apex	14.99 (3)	15.40 (5)	11.89 (2)	<b>42.28</b>	2.71
5	24	LUIK Juhan	1997	U16 (5)	EST	Maesusakool	15.19 (5)	15.31 (4)	12.13 (5)	<b>42.63</b>	3.06
6	30	BLUMINS Dans	1997	U16 (6)	LAT	Pantera	15.98 (8)	15.53 (6)	12.42 (6)	<b>43.93</b>	4.36
7	26	BERGSTROM Christian Anders	1997	U16 (7)	EST	Maesusakool	15.74 (6)	15.60 (7)	12.84 (7)	<b>44.18</b>	4.61
8	14	LOSS Daniels	2000	U14 (1)	LAT	International Ski Team	15.93 (7)	16.24 (9)	13.11 (9)	<b>45.28</b>	5.71
9	32	BAUMANIS Jekabs	1998	U16 (8)	LAT	Snowfeel	16.43 (9)	16.26 (10)	13.35 (10)	<b>46.04</b>	6.47
10	16	ZVINIS Martins Eduards	2000	U14 (2)	LAT	Apex	16.69 (12)	16.12 (8)	13.42 (11)	<b>46.23</b>	6.66
11	22	LAZDANS Kristaps	2000	U14 (3)	LAT	Ziemelpols / SSS	16.64 (11)	16.34 (11)	13.53 (11)	<b>46.51</b>	6.94
12	29	DREIMANIS Ralfs	1997	U16 (9)	LAT	Rigas Favorits	16.50 (10)	16.75 (14)	13.42 (11)	<b>46.67</b>	7.10
13	12	JEKABSONS Jorens	2000	U14 (4)	LAT	Pantera / SSS	17.17 (17)	16.60 (12)	12.96 (8)	<b>46.73</b>	7.16
14	17	ABZALONS Nauris	1999	U14 (5)	LAT	Pantera / SSS	16.98 (15)	16.96 (15)	13.52 (13)	<b>47.46</b>	7.89
15	18	ALTBERGS Aleksis Emils	1999	U14 (6)	LAT	Kore	17.58 (18)	16.70 (13)	14.28 (18)	<b>48.56</b>	8.99
16	20	DANILEVICS Rudolfs	1999	U14 (7)	LAT	Ziemelpols / SSS	17.07 (16)	17.31 (16)	14.27 (17)	<b>48.65</b>	9.08
17	13	VORSLAVS Klavs Verners	1999	U14 (8)	LAT	Pantera	17.66 (20)	17.38 (17)	13.91 (16)	<b>48.95</b>	9.38
18	19	CERNEVSKIS Kristers	1999	U14 (9)	LAT	ASI Ski-box	17.70 (21)	18.23 (19)	14.71 (19)	<b>50.64</b>	11.07
19	2	ZUREVSKIS Edgars	2001	U12 (1)	LAT	Ziemelpols	17.76 (23)	18.06 (18)	14.85 (20)	<b>50.67</b>	11.10
20	4	VINKLERS Markuss	2001	U12 (2)	LAT	Apex	17.63 (19)	18.24 (20)	15.50 (24)	<b>51.37</b>	11.80
21	9	GERMANIS Emils	2002	U12 (3)	LAT	Pantera	18.47 (25)	18.62 (22)	15.16 (21)	<b>52.25</b>	12.68
22	3	OPMANIS Lauris	2001	U12 (4)	LAT	Apex	16.96 (14)	22.29 (26)	13.63 (15)	<b>52.88</b>	13.31
23	6	TRUHINS Marks	2002	U12 (5)	LAT	Pantera / SSS	18.16 (24)	18.99 (23)	16.08 (25)	<b>53.23</b>	13.66
24	21	ROTBERGS Raimonds	2000	U14 (10)	LAT	Ziemelpols	19.13 (26)	19.84 (24)	16.68 (26)	<b>55.65</b>	16.08
25	8	NEIBERGS Rudolfs Rihards	2001	U12 (6)	LAT	ASI Ski-box	19.31 (27)	19.96 (25)	17.42 (27)	<b>56.69</b>	17.12
26	5	BEITANS Marcis Klavs	2002	U12 (7)	LAT	Rigas Favorits	17.75 (22)	24.67 (27)	15.26 (23)	<b>57.68</b>	18.11
27	10	ZUTERS Luka	2002	U12 (8)	LAT	Apex	19.53 (28)	18.57 (21)	30.66 (28)	<b>1:08.76</b>	29.19
28	7	RUBENIS Pauls	2001	U12 (9)	LAT	Pantera	16.78 (13)	47.88 (28)	15.16 (21)	<b>1:19.82</b>	40.25

#### Did Not Start (1)

11	RIITSALU Kert	1999	U14	EST	V-Munamagi
----	---------------	------	-----	-----	------------

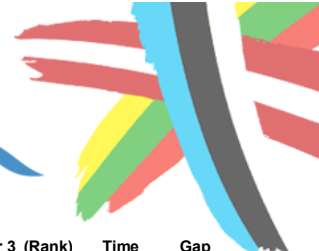
#### Disqualified (1)

23	JANSONS Alberts	2000	U14	LAT	Kore
----	-----------------	------	-----	-----	------

# Baltic Cup 2013

## Slalom (Youth Men)

### Sector ranking for run 2



Rank	Bib	Name	Year	Categ (Rank)	Nation	Club	Sector 1 (Rank)	Sector 2 (Rank)	Sector 3 (Rank)	Time	Gap
1	25	GEDRA Zaks	1998	U16 (1)	LAT	Ziemelpols / SSS	14.00 (1)	13.73 (1)	11.63 (2)	<b>39.36</b>	
2	24	LUIK Juhan	1997	U16 (2)	EST	Maesusakool	14.60 (2)	14.46 (2)	11.44 (1)	<b>40.50</b>	1.14
3	31	ZVEJNIEKS Davis	1998	U16 (3)	LAT	Virsozne	14.61 (3)	14.47 (3)	11.90 (3)	<b>40.98</b>	1.62
4	28	OPMANIS Elvis	1997	U16 (4)	LAT	Apex	14.91 (4)	14.84 (4)	11.93 (4)	<b>41.68</b>	2.32
5	26	BERGSTROM Christian Anders	1997	U16 (5)	EST	Maesusakool	14.99 (5)	15.24 (6)	12.58 (5)	<b>42.81</b>	3.45
6	14	LOSS Daniels	2000	U14 (1)	LAT	International Ski Team	15.76 (7)	15.81 (7)	13.20 (7)	<b>44.77</b>	5.41
7	16	ZVINIS Martins Eduards	2000	U14 (2)	LAT	Apex	15.95 (9)	16.08 (9)	13.31 (8)	<b>45.34</b>	5.98
8	22	LAZDANS Kristaps	2000	U14 (3)	LAT	Ziemelpols / SSS	15.85 (8)	16.30 (10)	13.35 (9)	<b>45.50</b>	6.14
9	3	OPMANIS Lauris	2001	U12 (1)	LAT	Apex	16.30 (11)	16.39 (11)	13.99 (15)	<b>46.68</b>	7.32
10	29	DREIMANIS Ralfs	1997	U16 (6)	LAT	Rigas Favorits	16.23 (10)	16.76 (14)	13.76 (13)	<b>46.75</b>	7.39
11	12	JEKABSONS Jorens	2000	U14 (4)	LAT	Pantera / SSS	16.72 (15)	16.71 (13)	13.37 (10)	<b>46.80</b>	7.44
12	7	RUBENIS Pauls	2001	U12 (2)	LAT	Pantera	16.32 (12)	16.54 (12)	13.99 (15)	<b>46.85</b>	7.49
13	17	ABZALONS Nauris	1999	U14 (5)	LAT	Pantera / SSS	16.71 (14)	17.00 (16)	13.61 (12)	<b>47.32</b>	7.96
14	13	VORSLAVS Klavs Verners	1999	U14 (6)	LAT	Pantera	17.06 (19)	17.23 (18)	13.57 (11)	<b>47.86</b>	8.50
15	18	ALTBERGS Aleksis Emils	1999	U14 (7)	LAT	Kore	17.03 (18)	17.00 (16)	14.16 (17)	<b>48.19</b>	8.83
16	20	DANILEVICS Rudolfs	1999	U14 (8)	LAT	Ziemelpols / SSS	16.66 (13)	17.27 (19)	14.37 (18)	<b>48.30</b>	8.94
17	2	ZUREVSKIS Edgars	2001	U12 (3)	LAT	Ziemelpols	17.02 (16)	17.36 (20)	15.08 (20)	<b>49.46</b>	10.10
18	19	CERNEVSKIS Kristers	1999	U14 (9)	LAT	ASI Ski-box	17.02 (16)	18.07 (23)	14.95 (19)	<b>50.04</b>	10.68
19	10	ZUTERS Luka	2002	U12 (4)	LAT	Apex	17.52 (20)	17.59 (21)	15.10 (21)	<b>50.21</b>	10.85
20	5	BEITANS Marcis Klavs	2002	U12 (5)	LAT	Rigas Favorits	17.71 (21)	17.86 (22)	15.38 (22)	<b>50.95</b>	11.59
21	30	BLUMINS Dans	1997	U16 (7)	LAT	Pantera	15.63 (6)	15.81 (7)	19.67 (28)	<b>51.11</b>	11.75
22	4	VINKLERS Markuss	2001	U12 (6)	LAT	Apex	18.00 (24)	18.68 (24)	15.73 (25)	<b>52.41</b>	13.05
23	6	TRUHINS Marks	2002	U12 (7)	LAT	Pantera / SSS	17.92 (23)	18.89 (25)	15.72 (24)	<b>52.53</b>	13.17
24	9	GERMANIS Emils	2002	U12 (8)	LAT	Pantera	18.01 (25)	19.27 (26)	15.56 (23)	<b>52.84</b>	13.48
25	21	ROTBERGS Raimonds	2000	U14 (10)	LAT	Ziemelpols	18.66 (26)	19.29 (27)	16.03 (26)	<b>53.98</b>	14.62
26	8	NEIBERGS Rudolfs Rihards	2001	U12 (9)	LAT	ASI Ski-box	17.86 (22)	19.47 (28)	16.84 (27)	<b>54.17</b>	14.81
27	27	RUBENIS Klavs	1997	U16 (8)	LAT	Pantera	33.43 (27)	14.96 (5)	12.61 (6)	<b>1:01.00</b>	21.64
28	32	BAUMANIS Jekabs	1998	U16 (9)	LAT	Snowfeel	35.30 (28)	16.97 (15)	13.89 (14)	<b>1:06.16</b>	26.80

# Baltic Cup 2013

## Slalom (Youth Men)

### Ranking after both runs



Rank	Bib	Name	Year	Categ	(Rank)	Nation	Club	Run 1 (Rank)	Run 2 (Rank)	Time	Gap
1	25	GEDRA Zaks	1998	U16	(1)	LAT	Ziemelpols / SSS	39.57 (1)	39.36 (1)	1:18.93	
2	31	ZVEJNIEKS Davis	1998	U16	(2)	LAT	Virsoņe	41.73 (3)	40.98 (3)	1:22.71	3.78
3	24	LUIK Juhāns	1997	U16	(3)	EST	Maesusakool	42.63 (5)	40.50 (2)	1:23.13	4.20
4	28	OPMANIS Elvis	1997	U16	(4)	LAT	Apex	42.28 (4)	41.68 (4)	1:23.96	5.03
5	26	BERGSTROM Christian Anders	1997	U16	(5)	EST	Maesusakool	44.18 (7)	42.81 (5)	1:26.99	8.06
6	14	LOSS Daniels	2000	U14	(1)	LAT	International Ski Team	45.28 (8)	44.77 (6)	1:30.05	11.12
7	16	ZVINIS Martins Eduards	2000	U14	(2)	LAT	Apex	46.23 (10)	45.34 (7)	1:31.57	12.64
8	22	LAZDANS Kristaps	2000	U14	(3)	LAT	Ziemelpols / SSS	46.51 (11)	45.50 (8)	1:32.01	13.08
9	29	DREIMANIS Ralfs	1997	U16	(6)	LAT	Rigas Favorits	46.67 (12)	46.75 (10)	1:33.42	14.49
10	12	JEKABSONS Jorens	2000	U14	(4)	LAT	Pantera / SSS	46.73 (13)	46.80 (11)	1:33.53	14.60
11	17	ABZALONS Nauris	1999	U14	(5)	LAT	Pantera / SSS	47.46 (14)	47.32 (13)	1:34.78	15.85
12	30	BLUMINS Dāns	1997	U16	(7)	LAT	Pantera	43.93 (6)	51.11 (21)	1:35.04	16.11
13	18	ALTBERGS Aleksis Emīls	1999	U14	(6)	LAT	Kore	48.56 (15)	48.19 (15)	1:36.75	17.82
14	13	VORSLAVS Klāvs Verners	1999	U14	(7)	LAT	Pantera	48.95 (17)	47.86 (14)	1:36.81	17.88
15	20	DANILEVICIS Rudolfs	1999	U14	(8)	LAT	Ziemelpols / SSS	48.65 (16)	48.30 (16)	1:36.95	18.02
16	3	OPMANIS Lauris	2001	U12	(1)	LAT	Apex	52.88 (22)	46.68 (9)	1:39.56	20.63
17	2	ZUREVSKIS Edgars	2001	U12	(2)	LAT	Ziemelpols	50.67 (19)	49.46 (17)	1:40.13	21.20
18	19	CERNEVSKIS Kristers	1999	U14	(9)	LAT	ASI Ski-box	50.64 (18)	50.04 (18)	1:40.68	21.75
19	27	RUBENIS Klāvs	1997	U16	(8)	LAT	Pantera	41.51 (2)	1:01.00 (27)	1:42.51	23.58
20	4	VINKLERS Markuss	2001	U12	(3)	LAT	Apex	51.37 (20)	52.41 (22)	1:43.78	24.85
21	9	GERMANIS Emīls	2002	U12	(4)	LAT	Pantera	52.25 (21)	52.84 (24)	1:45.09	26.16
22	6	TRUHINS Marks	2002	U12	(5)	LAT	Pantera / SSS	53.23 (23)	52.53 (23)	1:45.76	26.83
23	5	BEITANS Marcis Klāvs	2002	U12	(6)	LAT	Rigas Favorits	57.68 (26)	50.95 (20)	1:48.63	29.70
24	21	ROTBERGS Raimonds	2000	U14	(10)	LAT	Ziemelpols	55.65 (24)	53.98 (25)	1:49.63	30.70
25	8	NEIBERGS Rudolfs Rihards	2001	U12	(7)	LAT	ASI Ski-box	56.69 (25)	54.17 (26)	1:50.86	31.93
26	32	BAUMANIS Jekabs	1998	U16	(9)	LAT	Snowfeel	46.04 (9)	1:06.16 (28)	1:52.20	33.27
27	10	ZUTERS Luka	2002	U12	(8)	LAT	Apex	1:08.76 (27)	50.21 (19)	1:58.97	40.04
28	7	RUBENIS Pauls	2001	U12	(9)	LAT	Pantera	1:19.82 (28)	46.85 (12)	2:06.67	47.74

#### Did Not Start - Run 1 (1)

11	RIITSALU Kert	1999	U14	EST	V-Munamagi
----	---------------	------	-----	-----	------------

#### Disqualified - Run 1 (1)

23	JANSONS Alberts	2000	U14	LAT	Kore
----	-----------------	------	-----	-----	------

RECAP	1st RUN	2nd RUN	
Records :			30
Did Not Start :	1	0	1
Did Not Finish :	0	0	0
Disqualified :	1	0	1
Did Not Qualify for 2nd RUN :		0	0
At Finish :			28

# Baltic Cup 2013

## Slalom (Elite Women)

### Sector ranking for run 1



Rank	Bib	Name	Year	Categ	Nation	Club	Sector 1 (Rank)	Sector 2 (Rank)	Sector 3 (Rank)	Time	Gap
1	36	TOBI Triin	1995	J	EST	Maesusakool	15.07 (2)	16.27 (1)	14.91 (5)	<b>46.25</b>	
2	37	BONDARE Liene	1996	J	LAT	Apex	15.08 (3)	17.13 (3)	14.72 (2)	<b>46.93</b>	0.68
3	35	KRUMINA Katrina	1994	J	LAT	Kore	15.65 (4)	16.74 (2)	14.83 (4)	<b>47.22</b>	0.97
4	38	VAHENOMM Karoliina	1995	J	EST	Maesusakool	15.98 (6)	17.20 (4)	14.74 (3)	<b>47.92</b>	1.67
5	40	VITKOVSKA Krista	1995	J	LAT	Apex	15.87 (5)	17.36 (5)	15.42 (6)	<b>48.65</b>	2.40
6	42	VAHER Lise-Anette	1996	J	EST	Maesusakool	16.02 (7)	17.69 (6)	15.68 (7)	<b>49.39</b>	3.14
7	31	BONDARE Anna	1992	J	LAT	Apex	16.67 (8)	18.48 (8)	16.20 (9)	<b>51.35</b>	5.10
8	39	KAUFINA Laima	1994	J	LAT	Kore	16.95 (9)	18.45 (7)	16.17 (8)	<b>51.57</b>	5.32
9	32	FRICKAUSA Zaklina	1974	M	LAT	Virsozne	18.07 (10)	20.71 (9)	17.53 (10)	<b>56.31</b>	10.06
10	34	CIESNIECE Vita	1970	M	LAT	Rigas Favorits	19.03 (11)	21.95 (10)	18.97 (11)	<b>59.95</b>	13.70
11	33	MELDERE Ieva	1994	J	LAT	Pantera / SSS	14.68 (1)	33.09 (12)	14.18 (1)	<b>1:01.95</b>	15.70
12	41	BROKANE Jelena	1966	M	LAT	Kore	20.08 (12)	22.62 (11)	20.13 (12)	<b>1:02.83</b>	16.58

#### Did Not Finish (1)

30	ROZENFELDE Elza	1995	J	LAT	Apex						
----	-----------------	------	---	-----	------	--	--	--	--	--	--

# Baltic Cup 2013

## Slalom (Elite Women)

### Sector ranking for run 2



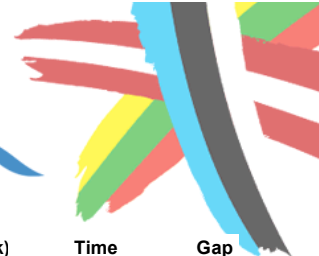
Rank	Bib	Name	Year	Categ	Nation	Club	Sector 1 (Rank)	Sector 2 (Rank)	Sector 3 (Rank)	Time	Gap
1	36	TOBI Triin	1995	J	EST	Maesusakool	16.69 (1)	17.95 (3)	14.60 (1)	<b>49.24</b>	
2	33	MELDERE Ieva	1994	J	LAT	Pantera / SSS	16.83 (2)	17.72 (1)	15.24 (3)	<b>49.79</b>	0.55
3	35	KRUMINA Katrina	1994	J	LAT	Kore	17.69 (6)	17.94 (2)	15.02 (2)	<b>50.65</b>	1.41
4	37	BONDARE Liene	1996	J	LAT	Apex	17.52 (4)	18.64 (5)	15.28 (4)	<b>51.44</b>	2.20
5	38	VAHENOMM Karoliina	1995	J	EST	Maesusakool	17.20 (3)	18.33 (4)	16.09 (5)	<b>51.62</b>	2.38
6	40	VITKOVSKA Krista	1995	J	LAT	Apex	17.58 (5)	19.13 (6)	17.27 (9)	<b>53.98</b>	4.74
7	42	VAHER Lise-Anette	1996	J	EST	Maesusakool	17.92 (7)	19.96 (7)	17.11 (8)	<b>54.99</b>	5.75
8	39	KAUFINA Laima	1994	J	LAT	Kore	18.64 (8)	20.05 (8)	16.73 (6)	<b>55.42</b>	6.18
9	31	BONDARE Anna	1992	J	LAT	Apex	18.70 (9)	20.23 (9)	16.85 (7)	<b>55.78</b>	6.54
10	32	FRICKAUSA Zaklina	1974	M	LAT	Virsozne	19.78 (10)	22.09 (10)	19.05 (10)	<b>1:00.92</b>	11.68
11	34	CIESNIECE Vita	1970	M	LAT	Rigas Favorits	21.57 (11)	22.99 (11)	19.64 (11)	<b>1:04.20</b>	14.96
12	41	BROKANE Jelena	1966	M	LAT	Kore	22.98 (12)	25.38 (12)	21.07 (12)	<b>1:09.43</b>	20.19



# Baltic Cup 2013

## Slalom (Elite Women)

### Ranking after both runs



Rank	Bib	Name	Year	Categ	Nation	Club	Run 1 (Rank)	Run 2 (Rank)	Time	Gap
1	36	TOBI Triin	1995	J	EST	Maesuusakool	46.25 (1)	49.24 (1)	<b>1:35.49</b>	
2	35	KRUMINA Katrina	1994	J	LAT	Kore	47.22 (3)	50.65 (3)	<b>1:37.87</b>	2.38
3	37	BONDARE Liene	1996	J	LAT	Apex	46.93 (2)	51.44 (4)	<b>1:38.37</b>	2.88
4	38	VAHENOMM Karoliina	1995	J	EST	Maesuusakool	47.92 (4)	51.62 (5)	<b>1:39.54</b>	4.05
5	40	VITKOVSKA Krista	1995	J	LAT	Apex	48.65 (5)	53.98 (6)	<b>1:42.63</b>	7.14
6	42	VAHER Lise-Anette	1996	J	EST	Maesuusakool	49.39 (6)	54.99 (7)	<b>1:44.38</b>	8.89
7	39	KAUFINA Laima	1994	J	LAT	Kore	51.57 (8)	55.42 (8)	<b>1:46.99</b>	11.50
8	31	BONDARE Anna	1992	J	LAT	Apex	51.35 (7)	55.78 (9)	<b>1:47.13</b>	11.64
9	33	MELDERE Ieva	1994	J	LAT	Pantera / SSS	1:01.95 (11)	49.79 (2)	<b>1:51.74</b>	16.25
10	32	FRICKAUSA Zaklina	1974	M	LAT	Virsozne	56.31 (9)	1:00.92 (10)	<b>1:57.23</b>	21.74
11	34	CIESNIECE Vita	1970	M	LAT	Rigas Favorits	59.95 (10)	1:04.20 (11)	<b>2:04.15</b>	28.66
12	41	BROKANE Jelena	1966	M	LAT	Kore	1:02.83 (12)	1:09.43 (12)	<b>2:12.26</b>	36.77

#### Did Not Finish - Run 1 (1)


30	ROZENFELDE Elza	1995	J	LAT	Apex
----	-----------------	------	---	-----	------

RECAP	1st RUN	2nd RUN
Records :		13
Did Not Start :	0	0
Did Not Finish :	1	1
Disqualified :	0	0
Did Not Qualify for 2nd RUN :		0
At Finish :		12

# Baltic Cup 2013

## Slalom (Elite Women)

### Penalty calculation



Rank	Bib	FIS Code	Name	Year	Nation	Points	Best 5	Race points
<b>Best 10 at finish</b>								
1	36	395015	TOBI Triin	1995	EST	66,62	66,62	0,00
2	35	555028	KRUMINA Katrina	1994	LAT	70,30	70,30	15,45
3	37	555035	BONDARE Liene	1996	LAT	92,98	92,98	18,70
4	38	395016	VAHENOMM Karoliina	1995	EST	-	-	-
5	40	555031	VITKOVSKA Krista	1995	LAT	157,63	-	-
6	42	395018	VAHER Lise-Anette	1996	EST	158,27	-	-
7	39		KAUFINA Laima	1994	LAT	-	-	-
8	31	555023	BONDARE Anna	1992	LAT	143,23	143,23	75,58
9	33	555029	MELDERE Ieva	1994	LAT	89,49	89,49	105,51
10	32		FRICKAUSA Zaklina	1974	LAT	-	-	-

### Best 5 at start

1	36	395015	TOBI Triin	1995	EST	66,62		
2	35	555028	KRUMINA Katrina	1994	LAT	70,30		
9	33	555029	MELDERE Ieva	1994	LAT	89,49		
3	37	555035	BONDARE Liene	1996	LAT	92,98		
8	31	555023	BONDARE Anna	1992	LAT	143,23		

### TOTAL

(B) List points of best 5 at start	462,62		
(A) List points of the best 5 to finish in top 10		462,62	
(C) Race points of corresponding competitors			215,24
Calculated penalty (A + B - C) = 710,00 / 10	71,00		
Correction value (Z)	0,00		
Category adder	3,00		
Applied penalty	74,00		

Technical Delegate

# Baltic Cup 2013

## Slalom (Elite Men)

### Sector ranking for run 1



Rank	Bib	Name	Year	Categ	Nation	Club	Sector 1 (Rank)	Sector 2 (Rank)	Sector 3 (Rank)	Time	Gap
1	44	ZVEJNIEKS Kristaps	1992	J	LAT	Virsozne	13.54 (1)	14.47 (1)	12.24 (1)	<b>40.25</b>	
2	36	RODE Roberts	1987	E	LAT	Kore	13.62 (2)	14.89 (2)	12.67 (3)	<b>41.18</b>	0.93
3	37	DAUGULIS Kaspars	1989	E	LAT	Kore	13.72 (3)	14.90 (3)	12.83 (5)	<b>41.45</b>	1.20
4	38	ZVEJNIEKS Miks	1995	J	LAT	Virsozne	13.82 (4)	15.06 (6)	12.61 (2)	<b>41.49</b>	1.24
5	42	LUIK Tonis	1995	J	EST	Nordiko	13.90 (5)	15.04 (5)	12.67 (3)	<b>41.61</b>	1.36
6	40	ONSKULIS Martins	1994	J	LAT	Pantera	14.25 (9)	14.94 (4)	13.15 (7)	<b>42.34</b>	2.09
7	45	SARKANIS Toms	1993	J	LAT	Pantera	14.06 (8)	15.44 (8)	12.97 (6)	<b>42.47</b>	2.22
8	43	WARREN CUMMINGS Smith	1992	J	EST		14.05 (7)	15.25 (7)	13.22 (8)	<b>42.52</b>	2.27
9	53	KRAUJA Dainis	1985	E	LAT	ASI Ski-box	14.02 (6)	15.67 (9)	13.75 (12)	<b>43.44</b>	3.19
10	48	BRISKA Roberts	1993	J	LAT	Pantera / SSS	14.60 (11)	15.69 (10)	13.22 (8)	<b>43.51</b>	3.26
11	49	KONI Ranek	1993	J	EST	Tartu Slalom	14.82 (12)	15.98 (11)	13.25 (10)	<b>44.05</b>	3.80
12	39	FOGELIS Daniels	1994	J	LAT	Pantera	14.49 (10)	16.27 (13)	13.51 (11)	<b>44.27</b>	4.02
13	35	GRUNBERG Kaarel	1990	E	EST	Tartu Slalom	15.05 (13)	16.10 (12)	14.43 (13)	<b>45.58</b>	5.33
14	57	STEGA Pauls	1971	M	LAT	Kore	15.12 (14)	16.79 (14)	14.70 (14)	<b>46.61</b>	6.36
15	46	ZARINS Armands	1995	J	LAT	Apex	15.37 (15)	17.30 (15)	14.84 (15)	<b>47.51</b>	7.26
16	41	KARSENIEKS Arturs	1984	E	LAT	Kore	15.61 (16)	17.65 (17)	15.13 (18)	<b>48.39</b>	8.14
17	51	KUPCS Edgars	1973	M	LAT	Kore	16.10 (21)	17.30 (15)	15.07 (17)	<b>48.47</b>	8.22
18	58	MARTULEVS Svens	1995	J	LAT	Kore	15.63 (17)	17.80 (19)	15.18 (19)	<b>48.61</b>	8.36
19	47	JANOVICS Kristaps	1995	J	LAT	Rigas Favorits	16.04 (20)	17.73 (18)	14.86 (16)	<b>48.63</b>	8.38
20	54	KUZNETSOV Andrei	1959	M	RUS	Sportseh	15.81 (18)	18.33 (20)	15.49 (20)	<b>49.63</b>	9.38
21	50	KORENKOV Alexei	1960	M	RUS	Sportseh	16.40 (22)	18.66 (21)	15.85 (21)	<b>50.91</b>	10.66
22	55	KRAUJA Andris	1959	M	LAT	ASI Ski-box	16.77 (24)	18.86 (22)	16.09 (22)	<b>51.72</b>	11.47
23	59	MELVERS Dzintars	1973	M	LAT	Kore	16.02 (19)	20.90 (24)	16.14 (23)	<b>53.06</b>	12.81
24	56	PRIEDITIS Karlis	1974	M	LAT	Kore	16.73 (23)	21.62 (25)	16.29 (24)	<b>54.64</b>	14.39
25	60	BRAUNBERGS Janis	1966	M	LAT	Apex	17.99 (25)	20.22 (23)	17.77 (25)	<b>55.98</b>	15.73

#### Did Not Start (1)

52	AFANASIEV Vadim	1938	M	RUS	Sportseh
----	-----------------	------	---	-----	----------

#### Did Not Finish (1)

61	BEITANS Kaspars	1969	M	LAT	Rigas Favorits
----	-----------------	------	---	-----	----------------

# Baltic Cup 2013

## Slalom (Elite Men)

### Sector ranking for run 2



Rank	Bib	Name	Year	Categ	Nation	Club	Sector 1 (Rank)	Sector 2 (Rank)	Sector 3 (Rank)	Time	Gap
1	44	ZVEJNIEKS Kristaps	1992	J	LAT	Virsozne	14.78 (1)	15.60 (1)	12.79 (1)	<b>43.17</b>	
2	38	ZVEJNIEKS Miks	1995	J	LAT	Virsozne	15.35 (4)	16.05 (2)	13.40 (2)	<b>44.80</b>	1.63
3	37	DAUGULIS Kaspars	1989	E	LAT	Kore	15.23 (3)	16.25 (3)	13.69 (4)	<b>45.17</b>	2.00
4	42	LUIK Tonis	1995	J	EST	Nordiko	15.22 (2)	16.53 (6)	13.59 (3)	<b>45.34</b>	2.17
5	45	SARKANIS Toms	1993	J	LAT	Pantera	15.40 (5)	16.46 (4)	13.83 (5)	<b>45.69</b>	2.52
6	43	WARREN CUMMINGS Smith	1992	J	EST		15.49 (6)	16.49 (5)	13.99 (6)	<b>45.97</b>	2.80
7	53	KRAUJA Dainis	1985	E	LAT	ASI Ski-box	15.83 (7)	17.41 (8)	14.89 (9)	<b>48.13</b>	4.96
8	39	FOGELIS Daniels	1994	J	LAT	Pantera	17.22 (11)	17.17 (7)	14.25 (7)	<b>48.64</b>	5.47
9	49	KONI Ranek	1993	J	EST	Tartu Slalom	16.72 (8)	17.53 (9)	14.60 (8)	<b>48.85</b>	5.68
10	57	STEGA Pauls	1971	M	LAT	Kore	16.86 (9)	19.11 (13)	15.08 (10)	<b>51.05</b>	7.88
11	51	KUPCS Edgars	1973	M	LAT	Kore	17.36 (12)	18.09 (10)	15.67 (12)	<b>51.12</b>	7.95
12	47	JANOVICS Kristaps	1995	J	LAT	Rigas Favorits	17.46 (13)	18.72 (11)	15.63 (11)	<b>51.81</b>	8.64
13	58	MARTULEVS Svens	1995	J	LAT	Kore	17.20 (10)	18.76 (12)	16.16 (15)	<b>52.12</b>	8.95
14	59	MELVERS Dzintars	1973	M	LAT	Kore	17.82 (14)	19.35 (14)	16.12 (13)	<b>53.29</b>	10.12
15	54	KUZNETSOV Andrei	1959	M	RUS	Sportseh	17.87 (16)	19.79 (16)	16.17 (16)	<b>53.83</b>	10.66
16	41	KARSENIEKS Arturs	1984	E	LAT	Kore	17.85 (15)	20.28 (17)	16.13 (14)	<b>54.26</b>	11.09
17	56	PRIEDITIS Karlis	1974	M	LAT	Kore	18.10 (17)	19.75 (15)	17.24 (18)	<b>55.09</b>	11.92
18	50	KORENKOV Alexei	1960	M	RUS	Sportseh	18.31 (18)	20.42 (18)	16.99 (17)	<b>55.72</b>	12.55
19	55	KRAUJA Andris	1959	M	LAT	ASI Ski-box	19.09 (19)	21.23 (19)	17.89 (19)	<b>58.21</b>	15.04
20	60	BRAUNBERGS Janis	1966	M	LAT	Apex	20.18 (20)	21.56 (20)	19.17 (20)	<b>1:00.91</b>	17.74

#### Did Not Finish (4)

35	GRUNBERG Kaarel	1990	E	EST	Tartu Slalom
36	RODE Roberts	1987	E	LAT	Kore
40	ONSKULIS Martins	1994	J	LAT	Pantera
48	BRISKA Roberts	1993	J	LAT	Pantera / SSS

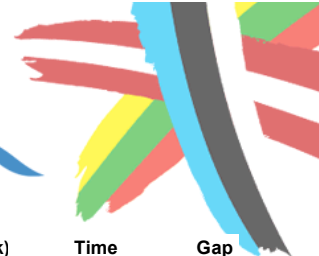
#### Disqualified (1)

46	ZARINS Armands	1995	J	LAT	Apex
----	----------------	------	---	-----	------

# Baltic Cup 2013

## Slalom (Elite Men)

### Ranking after both runs



Rank	Bib	Name	Year	Categ	Nation	Club	Run 1 (Rank)	Run 2 (Rank)	Time	Gap
1	44	ZVEJNIEKS Kristaps	1992	J	LAT	Virsozne	40.25 (1)	43.17 (1)	1:23.42	
2	38	ZVEJNIEKS Miķis	1995	J	LAT	Virsozne	41.49 (4)	44.80 (2)	1:26.29	2.87
3	37	DAUGULIS Kaspars	1989	E	LAT	Kore	41.45 (3)	45.17 (3)	1:26.62	3.20
4	42	LUIK Tonis	1995	J	EST	Nordiko	41.61 (5)	45.34 (4)	1:26.95	3.53
5	45	SARKANIS Toms	1993	J	LAT	Pantera	42.47 (7)	45.69 (5)	1:28.16	4.74
6	43	WARREN CUMMINGS Smith	1992	J	EST		42.52 (8)	45.97 (6)	1:28.49	5.07
7	53	KRAUJA Dainis	1985	E	LAT	ASI Ski-box	43.44 (9)	48.13 (7)	1:31.57	8.15
8	49	KONI Rānek	1993	J	EST	Tartu Slalom	44.05 (11)	48.85 (9)	1:32.90	9.48
9	39	FOGELIS Daniels	1994	J	LAT	Pantera	44.27 (12)	48.64 (8)	1:32.91	9.49
10	57	STEGA Pauls	1971	M	LAT	Kore	46.61 (14)	51.05 (10)	1:37.66	14.24
11	51	KUPCS Edgars	1973	M	LAT	Kore	48.47 (17)	51.12 (11)	1:39.59	16.17
12	47	JANOVICS Kristaps	1995	J	LAT	Rīgas Favorīts	48.63 (19)	51.81 (12)	1:40.44	17.02
13	58	MARTULEVS Svens	1995	J	LAT	Kore	48.61 (18)	52.12 (13)	1:40.73	17.31
14	41	KARSENIEKS Arturs	1984	E	LAT	Kore	48.39 (16)	54.26 (16)	1:42.65	19.23
15	54	KUZNETSOV Andrei	1959	M	RUS	Sportseh	49.63 (20)	53.83 (15)	1:43.46	20.04
16	59	MELVERS Dzintars	1973	M	LAT	Kore	53.06 (23)	53.29 (14)	1:46.35	22.93
17	50	KORENKOV Alexei	1960	M	RUS	Sportseh	50.91 (21)	55.72 (18)	1:46.63	23.21
18	56	PRIEDITIS Karlis	1974	M	LAT	Kore	54.64 (24)	55.09 (17)	1:49.73	26.31
19	55	KRAUJA Andris	1959	M	LAT	ASI Ski-box	51.72 (22)	58.21 (19)	1:49.93	26.51
20	60	BRAUNBERGS Janis	1966	M	LAT	Apex	55.98 (25)	1:00.91 (20)	1:56.89	33.47

#### Did Not Start - Run 1 (1)

52	AFANASIEV Vadim	1938	M	RUS	Sportseh
----	-----------------	------	---	-----	----------

#### Did Not Finish - Run 1 (1)

61	BEITANS Kaspars	1969	M	LAT	Rīgas Favorīts
----	-----------------	------	---	-----	----------------

#### Did Not Finish - Run 2 (4)

35	GRUNBERG Kaarel	1990	E	EST	Tartu Slalom	45.58 (13)
36	RODE Roberts	1987	E	LAT	Kore	41.18 (2)
40	ONSKULIS Martins	1994	J	LAT	Pantera	42.34 (6)
48	BRISKA Roberts	1993	J	LAT	Pantera / SSS	43.51 (10)

#### Disqualified - Run 2 (1)

46	ZARINS Armands	1995	J	LAT	Apex	47.51 (15)
----	----------------	------	---	-----	------	------------

RECAP	1st RUN	2nd RUN	
Records :			27
Did Not Start :	1	0	1
Did Not Finish :	1	4	5
Disqualified :	0	1	1
Did Not Qualify for 2nd RUN :		0	0
At Finish :			20

# Baltic Cup 2013

Slalom (Elite Men)

Penalty calculation



Rank	Bib	FIS Code	Name	Year	Points	Best 5	Race points
------	-----	----------	------	------	--------	--------	-------------

## Best 10 at finish

1	44	550054	ZVEJNIEKS Kristaps	1992	15,84	15,84	0,00
2	38	550066	ZVEJNIEKS Miks	1995	48,70	48,70	21,33
3	37	550038	DAUGULIS Kaspars	1989	54,26	54,26	23,78
4	42	390037	LUIK Tonis	1995	50,96	50,96	26,24
5	45	550065	SARKANIS Toms	1993	71,83	-	-
6	43	390035	WARREN CUMMINGS Smith	1992	30,38	30,38	37,68
7	53	550021	KRAUJA Dainis	1985	-	-	-
8	49	390034	KONI Ranek	1993	73,02	-	-
9	39	550071	FOGELIS Daniels	1994	73,49	-	-
10	57	550047	STEGA Pauls	1971	-	-	-

## Best 5 at start

1	44	550054	ZVEJNIEKS Kristaps	1992	15,84
6	43	390035	WARREN CUMMINGS Smith	1992	30,38
DNF	40	550061	ONSKULIS Martins	1994	33,05
2	38	550066	ZVEJNIEKS Miks	1995	48,70
4	42	390037	LUIK Tonis	1995	50,96

## TOTAL

(B) List points of best 5 at start	178,93	
(A) List points of the best 5 to finish in top 10		200,14
(C) Race points of corresponding competitors		109,03
Calculated penalty (A + B - C) = 270,04 / 10	27,00	
Correction value (Z)	0,00	
Category adder	3,00	
Applied penalty	30,00	

Technical Delegate