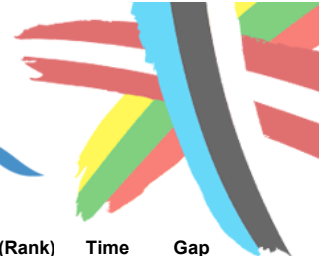


Baltic Cup 2013

Super Combined (Youth Women)

Sector ranking



Rank	Bib	Name	Year	Categ	(Rank)	Nation	Club	Sector 1 (Rank)	Sector 2 (Rank)	Time	Gap
1	20	NEZBORTE Elina Sabine	1998	U16	(1)	LAT	Pantera / SSS	18.72 (1)	21.32 (1)	40.04	
2	23	GASUNA Evelina	1997	U16	(2)	LAT	Ziemelpols / SSS	18.77 (2)	21.89 (2)	40.66	0.62
3	12	GEDRA Zanete	1999	U14	(1)	LAT	Ziemelpols / SSS	18.87 (3)	22.09 (3)	40.96	0.92
4	25	STERNA Elizabete Liene	1998	U16	(3)	LAT	Merkurs	19.12 (4)	22.92 (4)	42.04	2.00
5	18	IRBE Arta	1999	U14	(2)	LAT	ASI Ski-box	19.69 (6)	23.11 (5)	42.80	2.76
6	14	PILDINA Ieva	1999	U14	(3)	LAT	Apex	19.72 (8)	23.30 (6)	43.02	2.98
7	13	AUGUSTAITYTE Egle	1999	U14	(4)	LTU	Alpiu aidas	19.29 (5)	23.85 (8)	43.14	3.10
8	26	KUPCA Katrina	1997	U16	(4)	LAT	Traverss-V	19.69 (6)	23.86 (9)	43.55	3.51
9	2	KRASTINA Rezija	2001	U12	(1)	LAT	Pantera / SSS	20.06 (10)	23.74 (7)	43.80	3.76
10	27	STEPINA Madara	1998	U16	(5)	LAT	Ziemelpols	20.00 (9)	24.29 (11)	44.29	4.25
11	19	KARSON Anna-Liis	1997	U16	(6)	EST	V-Munamagi	20.23 (12)	24.18 (10)	44.41	4.37
12	16	AVERCENKO Elza Liva	1999	U14	(5)	LAT	Rigas Favorits	20.14 (11)	24.83 (14)	44.97	4.93
13	15	JANSONE Marta	1999	U14	(6)	LAT	Kore	20.37 (15)	24.61 (12)	44.98	4.94
14	4	VEJINA Sintija Keita	2001	U12	(2)	LAT	Apex	20.27 (13)	24.92 (15)	45.19	5.15
15	3	BURKOVSKA Betija	2001	U12	(3)	LAT	Virsozne	20.60 (18)	24.73 (13)	45.33	5.29
16	5	LACE Karlina	2002	U12	(4)	LAT	Ziemelpols	20.48 (16)	25.15 (16)	45.63	5.59
17	17	SAKOVICA Agnese Marija	2000	U14	(7)	LAT	Pantera / SSS	20.27 (13)	25.56 (18)	45.83	5.79
18	21	PILIPONYTE Greta	1997	U16	(7)	LTU	Alpiu aidas	20.48 (16)	25.85 (19)	46.33	6.29
19	22	URMAN Liis	1997	U16	(8)	EST	V-Munamagi	20.75 (20)	25.87 (20)	46.62	6.58
20	1	PIHO Carmen	2001	U12	(5)	EST	V-Munamagi	21.20 (23)	25.49 (17)	46.69	6.65
21	7	BERZINA Laura	2001	U12	(6)	LAT	Virsozne	21.07 (21)	26.13 (21)	47.20	7.16
22	6	MURNIECE Helena	2001	U12	(7)	LAT	Apex	20.74 (19)	26.48 (22)	47.22	7.18
23	9	GRAMATNIECE Karlina Hedviga	2002	U12	(8)	LAT	Rigas Favorits	21.91 (25)	27.06 (23)	48.97	8.93
24	8	TREKTERE Katrina Lina	2001	U12	(9)	LAT	Apex	21.09 (22)	27.90 (24)	48.99	8.95
25	10	BERGMANE Krista	2001	U12	(10)	LAT	Apex	21.68 (24)	28.97 (25)	50.65	10.61
26	11	DZELME Katrina	2002	U12	(11)	LAT	Virsozne	22.45 (26)	30.02 (26)	52.47	12.43

Baltic Cup 2013

Super Combined (Youth Women)

Ranking after both runs



Rank	Bib	Name	Year	Categ	(Rank)	Nation	Club	Run 1 (Rank)	Run 2 (Rank)	Time	Gap
1	23	GASUNA Evelina	1997	U16	(1)	LAT	Ziemelpols / SSS	40.66 (2)	32.87 (1)	1:13.53	
2	12	GEDRA Zanete	1999	U14	(1)	LAT	Ziemelpols / SSS	40.96 (3)	33.38 (2)	1:14.34	0.81
3	25	STERNA Elizabete Liene	1998	U16	(2)	LAT	Merkurs	42.04 (4)	36.66 (4)	1:18.70	5.17
4	13	AUGUSTAITYTE Egle	1999	U14	(2)	LTU	Alpiu aidas	43.14 (7)	35.65 (3)	1:18.79	5.26
5	14	PILDINA Ieva	1999	U14	(3)	LAT	Apex	43.02 (6)	36.78 (5)	1:19.80	6.27
6	18	IRBE Arta	1999	U14	(4)	LAT	ASI Ski-box	42.80 (5)	38.02 (6)	1:20.82	7.29
7	19	KARSON Anna-Liis	1997	U16	(3)	EST	V-Munamagi	44.41 (11)	38.27 (7)	1:22.68	9.15
8	2	KRASTINA Rezija	2001	U12	(1)	LAT	Pantera / SSS	43.80 (9)	40.01 (10)	1:23.81	10.28
9	26	KUPCA Katrina	1997	U16	(4)	LAT	Traverss-V	43.55 (8)	40.72 (12)	1:24.27	10.74
10	27	STEPINA Madara	1998	U16	(5)	LAT	Ziemelpols	44.29 (10)	40.64 (11)	1:24.93	11.40
11	21	PILIPONYTE Greta	1997	U16	(6)	LTU	Alpiu aidas	46.33 (18)	39.29 (8)	1:25.62	12.09
12	17	SAKOVICA Agnese Marija	2000	U14	(5)	LAT	Pantera / SSS	45.83 (17)	39.88 (9)	1:25.71	12.18
13	16	AVERCENKO Elza Liva	1999	U14	(6)	LAT	Rigas Favorits	44.97 (12)	42.33 (15)	1:27.30	13.77
14	4	VEJINA Sintija Keita	2001	U12	(2)	LAT	Apex	45.19 (14)	42.55 (18)	1:27.74	14.21
15	3	BURKOVSKA Betija	2001	U12	(3)	LAT	Virsozne	45.33 (15)	42.42 (16)	1:27.75	14.22
16	5	LACE Karlina	2002	U12	(4)	LAT	Ziemelpols	45.63 (16)	42.66 (19)	1:28.29	14.76
17	6	MURNIECE Helena	2001	U12	(5)	LAT	Apex	47.22 (22)	41.79 (13)	1:29.01	15.48
18	1	PIHO Carmen	2001	U12	(6)	EST	V-Munamagi	46.69 (20)	42.43 (17)	1:29.12	15.59
19	7	BERZINA Laura	2001	U12	(7)	LAT	Virsozne	47.20 (21)	42.28 (14)	1:29.48	15.95
20	22	URMAN Liis	1997	U16	(7)	EST	V-Munamagi	46.62 (19)	43.98 (21)	1:30.60	17.07
21	8	TREKTERE Katrina Lina	2001	U12	(8)	LAT	Apex	48.99 (24)	43.37 (20)	1:32.36	18.83
22	9	GRAMATNIECE Karlina Hedviga	2002	U12	(9)	LAT	Rigas Favorits	48.97 (23)	45.06 (22)	1:34.03	20.50
23	10	BERGMANE Krista	2001	U12	(10)	LAT	Apex	50.65 (25)	48.48 (23)	1:39.13	25.60
24	11	DZELME Katrina	2002	U12	(11)	LAT	Virsozne	52.47 (26)	48.82 (24)	1:41.29	27.76

Did Not Finish - Run 2 (2)

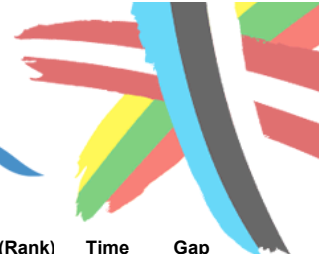
15	JANSONE Marta	1999	U14	LAT	Kore	44.98 (13)	
20	NEZBORTE Elina Sabine	1998	U16	LAT	Pantera / SSS	40.04 (1)	

RECAP	1st RUN	2nd RUN
Records :		26
Did Not Start :	0	0
Did Not Finish :	0	2
Disqualified :	0	0
Did Not Qualify for 2nd RUN :		0
At Finish :		24

Baltic Cup 2013

Super Combined (Youth Men)

Sector ranking



Rank	Bib	Name	Year	Categ	(Rank)	Nation	Club	Sector 1 (Rank)	Sector 2 (Rank)	Time	Gap
1	27	LUIK Juhan	1997	U16	(1)	EST	Maesusakool	18.08 (2)	21.10 (1)	39.18	
2	28	OPMANIS Elvis	1997	U16	(2)	LAT	Apex	18.06 (1)	21.44 (2)	39.50	0.32
3	29	GEDRA Zaks	1998	U16	(3)	LAT	Ziemelpols / SSS	18.36 (3)	21.55 (3)	39.91	0.73
4	32	ZVEJNIEKS Davis	1998	U16	(4)	LAT	Virsozne	18.40 (4)	21.76 (4)	40.16	0.98
5	30	BLUMINS Dans	1997	U16	(5)	LAT	Pantera	18.46 (5)	22.05 (6)	40.51	1.33
6	26	RUBENIS Klavs	1997	U16	(6)	LAT	Pantera	18.89 (6)	22.03 (5)	40.92	1.74
7	25	BERGSTROM Christian Anders	1997	U16	(7)	EST	Maesusakool	19.24 (9)	22.25 (7)	41.49	2.31
8	33	BAUMANIS Jekabs	1998	U16	(8)	LAT	Snowfeel	18.98 (7)	22.67 (8)	41.65	2.47
9	16	ABZALONS Nauris	1999	U14	(1)	LAT	Pantera / SSS	19.55 (11)	23.03 (9)	42.58	3.40
10	23	DANILEVICS Rudolfs	1999	U14	(2)	LAT	Ziemelpols / SSS	19.20 (8)	23.54 (13)	42.74	3.56
11	31	DREIMANIS Ralfs	1997	U16	(9)	LAT	Rigas Favorits	19.68 (12)	23.39 (11)	43.07	3.89
11	12	LOSS Daniels	2000	U14	(3)	LAT	International Ski Team	19.37 (10)	23.70 (14)	43.07	3.89
13	19	CERNEVSKIS Kristers	1999	U14	(4)	LAT	ASI Ski-box	19.77 (13)	23.32 (10)	43.09	3.91
14	18	JANSONS Alberts	2000	U14	(5)	LAT	Kore	19.82 (15)	23.43 (12)	43.25	4.07
15	3	VINKLERS Markuss	2001	U12	(1)	LAT	Apex	20.23 (22)	24.06 (15)	44.29	5.11
16	14	VORSLAVS Klavs Verners	1999	U14	(6)	LAT	Pantera	19.98 (18)	24.32 (18)	44.30	5.12
17	17	JEKABSONS Jorens	2000	U14	(7)	LAT	Pantera / SSS	20.16 (21)	24.15 (16)	44.31	5.13
18	2	OPMANIS Lauris	2001	U12	(2)	LAT	Apex	20.09 (20)	24.31 (17)	44.40	5.22
19	13	ALTBERGS Aleksis Emils	1999	U14	(8)	LAT	Kore	19.85 (16)	24.62 (20)	44.47	5.29
20	5	RUBENIS Pauls	2001	U12	(3)	LAT	Pantera	19.99 (19)	24.58 (19)	44.57	5.39
21	21	ZVINIS Martins Eduards	2000	U14	(9)	LAT	Apex	19.94 (17)	24.74 (21)	44.68	5.50
22	22	LAZDANS Kristaps	2000	U14	(10)	LAT	Ziemelpols / SSS	19.80 (14)	24.96 (22)	44.76	5.58
23	24	ROTBERGS Raimonds	2000	U14	(11)	LAT	Ziemelpols	20.53 (23)	25.24 (23)	45.77	6.59
24	7	GERMANIS Emils	2002	U12	(4)	LAT	Pantera	20.76 (25)	25.27 (25)	46.03	6.85
25	4	TRUHINS Marks	2002	U12	(5)	LAT	Pantera / SSS	21.05 (27)	25.25 (24)	46.30	7.12
26	6	ZUREVSKIS Edgars	2001	U12	(6)	LAT	Ziemelpols	20.71 (24)	25.88 (26)	46.59	7.41
27	8	NEIBERGS Rudolfs Rihards	2001	U12	(7)	LAT	ASI Ski-box	20.82 (26)	26.86 (29)	47.68	8.50
28	9	ZUTERS Luka	2002	U12	(8)	LAT	Apex	21.33 (28)	26.48 (28)	47.81	8.63
29	10	BEITANS Marcis Klavs	2002	U12	(9)	LAT	Rigas Favorits	21.66 (29)	26.46 (27)	48.12	8.94

Did Not Start (2)

11	RIITSALU Kert	1999	U14	EST	V-Munamagi
20	DRAVNIKIS Janis	2000	U14	LAT	Snowfeel

Baltic Cup 2013

Super Combined (Youth Men)

Ranking after both runs



Rank	Bib	Name	Year	Categ	(Rank)	Nation	Club	Run 1 (Rank)	Run 2 (Rank)	Time	Gap
1	27	LUIK Juhan	1997	U16	(1)	EST	Maesusakool	39.18 (1)	33.34 (2)	1:12.52	
2	28	OPMANIS Elvis	1997	U16	(2)	LAT	Apex	39.50 (2)	33.79 (3)	1:13.29	0.77
3	26	RUBENIS Klavs	1997	U16	(3)	LAT	Pantera	40.92 (6)	33.16 (1)	1:14.08	1.56
4	25	BERGSTROM Christian Anders	1997	U16	(4)	EST	Maesusakool	41.49 (7)	33.79 (3)	1:15.28	2.76
5	30	BLUMINS Dans	1997	U16	(5)	LAT	Pantera	40.51 (5)	36.89 (6)	1:17.40	4.88
6	12	LOSS Daniels	2000	U14	(1)	LAT	International Ski Team	43.07 (11)	36.47 (5)	1:19.54	7.02
7	16	ABZALONS Nauris	1999	U14	(2)	LAT	Pantera / SSS	42.58 (9)	37.71 (9)	1:20.29	7.77
8	33	BAUMANIS Jekabs	1998	U16	(6)	LAT	Snowfeel	41.65 (8)	39.03 (14)	1:20.68	8.16
9	23	DANILEVICS Rudolfs	1999	U14	(3)	LAT	Ziemelpols / SSS	42.74 (10)	38.31 (11)	1:21.05	8.53
10	14	VORSLAVS Klavs Verners	1999	U14	(4)	LAT	Pantera	44.30 (16)	37.10 (7)	1:21.40	8.88
11	17	JEKABSONS Jorens	2000	U14	(5)	LAT	Pantera / SSS	44.31 (17)	37.42 (8)	1:21.73	9.21
12	19	CERNEVSKIS Kristers	1999	U14	(6)	LAT	ASI Ski-box	43.09 (13)	39.46 (17)	1:22.55	10.03
13	21	ZVINIS Martins Eduards	2000	U14	(7)	LAT	Apex	44.68 (21)	38.04 (10)	1:22.72	10.20
14	2	OPMANIS Lauris	2001	U12	(1)	LAT	Apex	44.40 (18)	38.58 (13)	1:22.98	10.46
15	22	LAZDANS Kristaps	2000	U14	(8)	LAT	Ziemelpols / SSS	44.76 (22)	38.50 (12)	1:23.26	10.74
16	5	RUBENIS Pauls	2001	U12	(2)	LAT	Pantera	44.57 (20)	39.22 (15)	1:23.79	11.27
17	13	ALTBERGS Aleksis Emils	1999	U14	(9)	LAT	Kore	44.47 (19)	39.35 (16)	1:23.82	11.30
18	7	GERMANIS Emils	2002	U12	(3)	LAT	Pantera	46.03 (24)	41.11 (19)	1:27.14	14.62
19	6	ZUREVSKIS Edgars	2001	U12	(4)	LAT	Ziemelpols	46.59 (26)	40.88 (18)	1:27.47	14.95
20	18	JANSONS Alberts	2000	U14	(10)	LAT	Kore	43.25 (14)	44.35 (24)	1:27.60	15.08
21	3	TRUKLERS Markuss	2001	U12	(5)	LAT	Apex	44.29 (15)	44.30 (23)	1:28.59	16.07
22	4	TRUHINS Marks	2002	U12	(6)	LAT	Pantera / SSS	46.30 (25)	43.76 (22)	1:30.06	17.54
23	9	ZUTERS Luka	2002	U12	(7)	LAT	Apex	47.81 (28)	42.86 (20)	1:30.67	18.15
24	10	BEITANS Marcis Klavs	2002	U12	(8)	LAT	Rigas Favorits	48.12 (29)	42.91 (21)	1:31.03	18.51
25	24	ROTBERGS Raimonds	2000	U14	(11)	LAT	Ziemelpols	45.77 (23)	46.34 (26)	1:32.11	19.59
26	8	NEIBERGS Rudolfs Rihards	2001	U12	(9)	LAT	ASI Ski-box	47.68 (27)	45.47 (25)	1:33.15	20.63

Did Not Start - Run 1 (2)

11	RIITSA LU Kert	1999	U14	EST	V-Munamagi
20	DRAVNIEKS Janis	2000	U14	LAT	Snowfeel

Did Not Finish - Run 2 (1)

31	DREIMANIS Ralfs	1997	U16	LAT	Rigas Favorits	43.07 (11)
----	-----------------	------	-----	-----	----------------	------------

Disqualified - Run 2 (2)

29	GEDRA Zaks	1998	U16	LAT	Ziemelpols / SSS	39.91 (3)
32	ZVEJNIEKS Davis	1998	U16	LAT	Virsozne	40.16 (4)

RECAP	1st RUN	2nd RUN	
Records :			31
Did Not Start :	2	0	2
Did Not Finish :	0	1	1
Disqualified :	0	2	2
Did Not Qualify for 2nd RUN :		0	0
At Finish :			26

Baltic Cup 2013

Super Combined (Elite Women)

Sector ranking

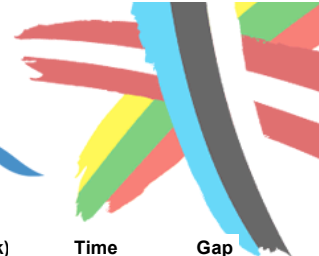


Rank	Bib	Name	Year	Categ	Nation	Club	Sector 1 (Rank)	Sector 2 (Rank)	Time	Gap
1	30	BONDARE Liene	1996	J	LAT	Apex	18.54 (2)	21.51 (1)	40.05	
2	37	KAUFINA Laima	1994	J	LAT	Kore	18.70 (4)	22.01 (3)	40.71	0.66
3	34	TOBI Triin	1995	J	EST	Maesusakool	18.60 (3)	22.35 (5)	40.95	0.90
4	32	VITKOVSKA Krista	1995	J	LAT	Apex	19.12 (10)	21.84 (2)	40.96	0.91
5	40	MELDERE Ieva	1994	J	LAT	Pantera / SSS	18.51 (1)	22.46 (6)	40.97	0.92
6	41	KRUMINA Katrina	1994	J	LAT	Kore	18.86 (5)	22.20 (4)	41.06	1.01
7	38	BONDARE Anna	1992	J	LAT	Apex	19.08 (8)	23.27 (7)	42.35	2.30
8	35	ROZENFELDE Elza	1995	J	LAT	Apex	18.94 (6)	23.66 (9)	42.60	2.55
9	31	VAHENOMM Karoliina	1995	J	EST	Maesusakool	19.10 (9)	23.58 (8)	42.68	2.63
10	33	FRICKAUSA Zaklina	1974	M	LAT	Virsozne	19.00 (7)	23.69 (10)	42.69	2.64
11	39	VAHER Lise-Anette	1996	J	EST	Maesusakool	20.19 (11)	23.82 (11)	44.01	3.96
12	36	BROKANE Jelena	1966	M	LAT	Kore	20.47 (12)	25.51 (12)	45.98	5.93

Baltic Cup 2013

Super Combined (Elite Women)

Ranking after both runs




Rank	Bib	Name	Year	Categ	Nation	Club	Run 1 (Rank)	Run 2 (Rank)	Time	Gap
1	40	MELDERE Ieva	1994	J	LAT	Pantera / SSS	40.97 (5)	37.38 (1)	1:18.35	
2	34	TOBI Triin	1995	J	EST	Maesuusakool	40.95 (3)	37.99 (2)	1:18.94	0.59
3	30	BONDARE Liene	1996	J	LAT	Apex	40.05 (1)	39.06 (4)	1:19.11	0.76
4	41	KRUMINA Katrina	1994	J	LAT	Kore	41.06 (6)	38.95 (3)	1:20.01	1.66
5	31	VAHENOMM Karoliina	1995	J	EST	Maesuusakool	42.68 (9)	39.94 (5)	1:22.62	4.27
6	32	VITKOVSKA Krista	1995	J	LAT	Apex	40.96 (4)	42.41 (7)	1:23.37	5.02
7	37	KAUFINA Laima	1994	J	LAT	Kore	40.71 (2)	43.68 (9)	1:24.39	6.04
8	35	ROZENFELDE Elza	1995	J	LAT	Apex	42.60 (8)	42.11 (6)	1:24.71	6.36
9	38	BONDARE Anna	1992	J	LAT	Apex	42.35 (7)	43.11 (8)	1:25.46	7.11
10	39	VAHER Lise-Anette	1996	J	EST	Maesuusakool	44.01 (11)	44.64 (10)	1:28.65	10.30
11	33	FRICKAUSA Zaklina	1974	M	LAT	Virсотne	42.69 (10)	46.74 (11)	1:29.43	11.08
12	36	BROKANE Jelena	1966	M	LAT	Kore	45.98 (12)	54.64 (12)	1:40.62	22.27

RECAP	1st RUN	2nd RUN
Records :		12
Did Not Start :	0	0
Did Not Finish :	0	0
Disqualified :	0	0
Did Not Qualify for 2nd RUN :		0
At Finish :		12

Baltic Cup 2013

Super Combined (Elite Women)

Penalty calculation



Rank	Bib	FIS Code	Name	Year	Nation	Points	Best 5	Race points
Best 10 at finish								
1	40	555029	MELDERE Ieva	1994	LAT	-	-	-
2	34	395015	TOBI Triin	1995	EST	237,00	237,00	8,06
3	30	555035	BONDARE Liene	1996	LAT	-	-	-
4	41	555028	KRUMINA Katrina	1994	LAT	237,83	237,83	22,67
5	31	395016	VAHENOMM Karoliina	1995	EST	-	250,00	58,31
6	32	555031	VITKOVSKA Krista	1995	LAT	-	-	-
7	37		KAUFINA Laima	1994	LAT	-	250,00	82,49
8	35	555033	ROZENFELDE Elza	1995	LAT	-	-	-
9	38	555023	BONDARE Anna	1992	LAT	526,03	250,00	97,10
10	39	395018	VAHER Lise-Anette	1996	EST	-	-	-

Best 5 at start

2	34	395015	TOBI Triin	1995	EST	237,00		
4	41	555028	KRUMINA Katrina	1994	LAT	237,83		
9	38	555023	BONDARE Anna	1992	LAT	526,03		
11	33		FRICKAUSA Zaklina	1974	LAT	-		
7	37		KAUFINA Laima	1994	LAT	-		

TOTAL

(B) List points of best 5 at start	1224,83		
(A) List points of the best 5 to finish in top 10		1224,83	
(C) Race points of corresponding competitors			268,63
Calculated penalty (A + B - C) = 2181,03 / 10	218,10		
Correction value (Z)	0,00		
Category adder	3,00		
Applied penalty	221,10		

Technical Delegate

Baltic Cup 2013

Super Combined (Elite Men)

Sector ranking

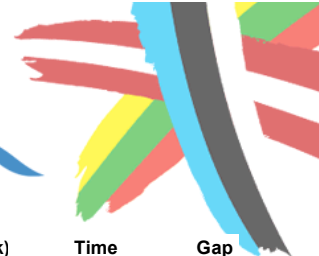


Rank	Bib	Name	Year	Categ	Nation	Club	Sector 1 (Rank)	Sector 2 (Rank)	Time	Gap
1	48	RODE Roberts	1987	E	LAT	Kore	17.41 (2)	19.83 (1)	37.24	
2	45	ZVEJNIEKS Kristaps	1992	J	LAT	Virsozne	17.78 (9)	19.83 (1)	37.61	0.37
3	49	DAUGULIS Kaspars	1989	E	LAT	Kore	17.63 (4)	20.29 (3)	37.92	0.68
4	46	SARKANIS Toms	1993	J	LAT	Pantera	17.63 (4)	20.60 (6)	38.23	0.99
5	39	ZVEJNIEKS Miks	1995	J	LAT	Virsozne	17.80 (10)	20.49 (4)	38.29	1.05
6	38	LUIK Tonis	1995	J	EST	Nordiko	17.38 (1)	20.93 (8)	38.31	1.07
7	50	KRAUJA Dainis	1985	E	LAT	ASI Ski-box	17.85 (11)	20.55 (5)	38.40	1.16
8	44	WARREN CUMMINGS Smith	1992	J	EST		17.56 (3)	20.86 (7)	38.42	1.18
9	35	KONI Ranek	1993	J	EST	Tartu Slalom	17.66 (7)	21.23 (10)	38.89	1.65
10	41	BRISKA Roberts	1993	J	LAT	Pantera / SSS	18.06 (13)	20.94 (9)	39.00	1.76
11	40	KUPCS Edgars	1973	M	LAT	Kore	18.14 (16)	21.47 (11)	39.61	2.37
12	57	STEGA Pauls	1971	M	LAT	Kore	18.11 (14)	21.69 (13)	39.80	2.56
13	52	KARSENIEKS Arturs	1984	E	LAT	Kore	18.15 (17)	21.68 (12)	39.83	2.59
14	37	ONSKULIS Martins	1994	J	LAT	Pantera	17.70 (8)	22.26 (19)	39.96	2.72
15	43	GRUNBERG Kaarel	1990	E	EST	Tartu Slalom	17.98 (12)	22.03 (15)	40.01	2.77
16	55	MELVERS Dzintars	1973	M	LAT	Kore	18.13 (15)	22.23 (18)	40.36	3.12
17	56	JANOVICS Kristaps	1995	J	LAT	Rigas Favorits	18.59 (19)	21.82 (14)	40.41	3.17
18	62	MARTULEVS Svens	1995	J	LAT	Kore	18.59 (19)	22.08 (16)	40.67	3.43
19	60	PRIEDITIS Karlis	1974	M	LAT	Kore	18.60 (21)	22.20 (17)	40.80	3.56
20	53	KUZNETSOV Andrei	1959	M	RUS	Sportseh	18.52 (18)	22.50 (20)	41.02	3.78
21	51	KORENKOV Alexei	1960	M	RUS	Sportseh	18.64 (23)	22.84 (21)	41.48	4.24
22	47	FOGELIS Daniels	1994	J	LAT	Pantera	17.64 (6)	24.00 (23)	41.64	4.40
23	54	ZARINS Armands	1995	J	LAT	Apex	18.62 (22)	23.09 (22)	41.71	4.47
24	61	BEITANS Kaspars	1969	M	LAT	Rigas Favorits	18.77 (24)	24.06 (24)	42.83	5.59
25	36	LASSILA Kalle	1972	M	FIN		19.27 (25)	24.47 (26)	43.74	6.50
26	58	KRAUJA Andris	1959	M	LAT	ASI Ski-box	19.93 (27)	24.40 (25)	44.33	7.09
27	59	BRAUNBERGS Janis	1966	M	LAT	Apex	19.92 (26)	25.17 (27)	45.09	7.85
28	42	AFANASIEV Vadim	1938	M	RUS	Sportseh	21.14 (28)	27.01 (28)	48.15	10.91

Baltic Cup 2013

Super Combined (Elite Men)

Ranking after both runs



Rank	Bib	Name	Year	Categ	Nation	Club	Run 1 (Rank)	Run 2 (Rank)	Time	Gap
1	45	ZVEJNIEKS Kristaps	1992	J	LAT	Virсотne	37.61 (2)	33.83 (1)	1:11.44	
2	48	RODE Roberts	1987	E	LAT	Kore	37.24 (1)	35.74 (6)	1:12.98	1.54
3	44	WARREN CUMMINGS Smith	1992	J	EST		38.42 (8)	35.05 (3)	1:13.47	2.03
4	39	ZVEJNIEKS Miks	1995	J	LAT	Virсотne	38.29 (5)	35.37 (4)	1:13.66	2.22
5	38	LUIK Tonis	1995	J	EST	Nordiko	38.31 (6)	35.45 (5)	1:13.76	2.32
6	46	SARKANIS Toms	1993	J	LAT	Pantera	38.23 (4)	35.77 (7)	1:14.00	2.56
7	49	DAUGULIS Kaspars	1989	E	LAT	Kore	37.92 (3)	36.49 (10)	1:14.41	2.97
8	37	ONSKULIS Martins	1994	J	LAT	Pantera	39.96 (14)	34.53 (2)	1:14.49	3.05
9	35	KONI Ranek	1993	J	EST	Tartu Slalom	38.89 (9)	36.34 (9)	1:15.23	3.79
10	41	BRISKA Roberts	1993	J	LAT	Pantera / SSS	39.00 (10)	36.28 (8)	1:15.28	3.84
11	50	KRAUJA Dainis	1985	E	LAT	ASI Ski-box	38.40 (7)	37.18 (11)	1:15.58	4.14
12	40	KUPCS Edgars	1973	M	LAT	Kore	39.61 (11)	39.71 (13)	1:19.32	7.88
13	57	STEGA Pauls	1971	M	LAT	Kore	39.80 (12)	39.65 (12)	1:19.45	8.01
14	43	GRUNBERG Kaarel	1990	E	EST	Tartu Slalom	40.01 (15)	39.95 (14)	1:19.96	8.52
15	62	MARTULEVS Svens	1995	J	LAT	Kore	40.67 (18)	40.21 (15)	1:20.88	9.44
16	56	JANOVICS Kristaps	1995	J	LAT	Rigas Favorits	40.41 (17)	41.32 (17)	1:21.73	10.29
17	54	ZARINS Armands	1995	J	LAT	Apex	41.71 (23)	40.47 (16)	1:22.18	10.74
18	55	MELVERS Dzintars	1973	M	LAT	Kore	40.36 (16)	42.38 (18)	1:22.74	11.30
19	60	PRIEDITIS Karlis	1974	M	LAT	Kore	40.80 (19)	43.01 (19)	1:23.81	12.37
20	53	KUZNETSOV Andrei	1959	M	RUS	Sportseh	41.02 (20)	43.92 (20)	1:24.94	13.50
21	51	KORENKOV Alexei	1960	M	RUS	Sportseh	41.48 (21)	45.99 (22)	1:27.47	16.03
22	61	BEITANS Kaspars	1969	M	LAT	Rigas Favorits	42.83 (24)	46.60 (23)	1:29.43	17.99
23	58	KRAUJA Andris	1959	M	LAT	ASI Ski-box	44.33 (26)	45.76 (21)	1:30.09	18.65
24	59	BRAUNBERGS Janis	1966	M	LAT	Apex	45.09 (27)	47.32 (24)	1:32.41	20.97
25	36	LASSILA Kalle	1972	M	FIN		43.74 (25)	49.79 (25)	1:33.53	22.09

Did Not Start - Run 2 (1)

42	AFANASIEV Vadim	1938	M	RUS	Sportseh	48.15 (28)
----	-----------------	------	---	-----	----------	------------

Did Not Finish - Run 2 (1)

52	KARSENIEKS Arturs	1984	E	LAT	Kore	39.83 (13)
----	-------------------	------	---	-----	------	------------

Disqualified - Run 2 (1)


47	FOGELIS Daniels	1994	J	LAT	Pantera	41.64 (22)
----	-----------------	------	---	-----	---------	------------

RECAP	1st RUN	2nd RUN	
Records :			28
Did Not Start :	0	1	1
Did Not Finish :	0	1	1
Disqualified :	0	1	1
Did Not Qualify for 2nd RUN :		0	0
At Finish :			25

Baltic Cup 2013

Super Combined (Elite Men)

Penalty calculation



Rank	Bib	FIS Code	Name	Year	Nation	Points	Best 5	Race points
------	-----	----------	------	------	--------	--------	--------	-------------

Best 10 at finish

1	45	550054	ZVEJNIEKS Kristaps	1992	LAT	42,04	42,04	0,00
2	48	550022	RODE Roberts	1987	LAT	83,26	83,26	23,07
3	44	390035	WARREN CUMMINGS Smith	1992	EST	176,16	176,16	30,40
4	39	550066	ZVEJNIEKS Miks	1995	LAT	142,80	142,80	33,25
5	38	390037	LUIK Tonis	1995	EST	-	-	-
6	46	550065	SARKANIS Toms	1993	LAT	259,50	-	-
7	49	550038	DAUGULIS Kaspars	1989	LAT	218,58	218,58	44,48
8	37	550061	ONSKULIS Martins	1994	LAT	-	-	-
9	35	390034	KONI Ranek	1993	EST	226,87	-	-
10	41	550058	BRISKA Roberts	1993	LAT	528,06	-	-

Best 5 at start

1	45	550054	ZVEJNIEKS Kristaps	1992	LAT	42,04		
2	48	550022	RODE Roberts	1987	LAT	83,26		
4	39	550066	ZVEJNIEKS Miks	1995	LAT	142,80		
3	44	390035	WARREN CUMMINGS Smith	1992	EST	176,16		
7	49	550038	DAUGULIS Kaspars	1989	LAT	218,58		

TOTAL

(B) List points of best 5 at start	662,84		
(A) List points of the best 5 to finish in top 10		662,84	
(C) Race points of corresponding competitors			131,20
Calculated penalty (A + B - C) = 1194,48 / 10	119,45		
Correction value (Z)	0,00		
Category adder	3,00		
Applied penalty	122,45		

Technical Delegate